



RAMACHANDRA COLLEGE OF ENGINEERING


NH-5 Bypass Road, Vatluru (V), Eluru - 534007, W. G. Dist., A.P.

Approved by AICTE
 Permanently Affiliated to JNTUK
 Recognized by UGC 2(F) & 12(B)
 Accredited by NAAC B++
 Accredited by NBA (ME, ECE, CSE)
 ISO 9001 : 2015 Certified

2.6.3 Average pass percentage of students

SUMMARY SHEET

S.No	Program Name	Number of students appeared in the final year examination	Number of students passed in final year examination	Percentage of Result
1	CIVIL ENGINEERING	73	50	68.49315068
2	ELECTRICAL & ELECTRONICS ENGINEERING	127	80	62.99212598
3	M.Tech-POWER ELECTRONICS	18	11	61.11111111
4	MECHANICAL ENGINEERING	126	64	50.79365079
5	M.Tech-MACHINE DESIGN	16	4	25
6	ELECTRONICS AND COMMUNICATION ENGINEERING	184	157	85.32608696
7	M.Tech-VERY LARGE SCALE INTEGRATION	18	15	83.33333333
8	COMPUTER SCIENCE AND ENGINEERING	118	104	88.13559322
9	COMPUTER SCIENCE AND ENGINEERING	17	10	58.82352941
10	MASTER OF BUSINESS ADMINISTRATION	108	96	88.88888889
Overall Percentage				73.41614907


 Principal
PRINCIPAL
 Ramachandra College of Engineering
 VATLUR (V), ELURU - 534 007
 West Godavari District



RAMACHANDRA COLLEGE OF ENGINEERING

NH-5 Bypass Road, Vatluru (V), Eluru - 534007, W. G. Dist., A.P.

Approved by AICTE
Permanently Affiliated to JNTUK
Recognized by UGC 2(F) & 12(B)
Accredited by NAAC B++
Accredited by NBA (ME, ECE, EEE)
ISO 9001 : 2015 Certified

Department of Civil Engineering IV B Tech II Semester Final Results (2015-'16 Batch)

S.No	Regd. No	Name of the Student	ES&C			EIAM			RRS			SWM			PROJECT			Total	Avg	Result	Rank	Credits	Backlo #
			INT	EXT	TOT	INT	EXT	TOT	INT	EXT	TOT	INT	EXT	TOT	INT	EXT	TOT						
1	14ME1A0139	P. KARTHEEK	17	4	21	9	25	34	18	11	29	18	26	44	58	128	186	314	52.33	Fail	71	15	2
2	157C1A0101	B.RAMESH	26	24	50	17	46	63	23	47	70	20	32	52	59	130	189	424	70.67	Dist	35	21	
3	157C1A0103	N.NARASIMHA RAMARAO	23	44	67	23	43	66	24	37	61	17	42	59	58	132	190	443	73.83	Dist	24	21	
4	15ME1A0101	A.MOHANA VENKATA KRISHNA	30	53	83	29	53	82	26	32	58	25	43	68	60	139	199	490	81.67	Dist	5	21	
5	15ME1A0102	AKULASIRISHA	26	41	67	27	37	64	25	38	63	23	39	62	59	132	191	447	74.5	Dist	21	21	
6	15ME1A0103	ATLURI VENKAT	28	16	44	26	55	81	22	32	54	21	34	55	58	132	190	424	70.67	Fail	35	18	1
7	15ME1A0104	BALE LOKESH VARMA	23	24	47	30	36	66	23	40	63	20	33	53	58	128	186	415	69.17	I	42	21	
8	15ME1A0105	BAVISETTY TRIDEV	5	3	8	18	14	32	25	2	27	12	8	20	58	125	183	270	45	Fail	73	9	4
9	15ME1A0106	BOLLU DEEP CHAND	24	10	34	27	31	58	24	24	48	17	32	49	58	130	188	377	62.83	Fail	58	18	1
10	15ME1A0107	BOPPUDI PHANINDRA	25	24	49	23	37	60	27	42	69	19	25	44	59	130	189	411	68.5	I	44	21	
11	15ME1A0108	CHAGANTI TULASI MOHAN	22	42	64	24	43	67	17	45	62	22	35	57	57	130	187	437	72.83	Dist	28	21	
12	15ME1A0109	CHILUKURI HARITHA	30	38	68	27	33	60	25	24	49	17	48	65	59	135	194	436	72.67	Dist	30	21	
13	15ME1A0110	DUMPALA VIGNESWARA RAO	22	30	52	29	35	64	25	33	58	18	38	56	58	130	188	418	69.67	I	41	21	
14	15ME1A0111	EERLA TEJESWI	24	14	38	27	33	60	25	45	70	23	37	60	60	135	195	423	70.5	Fail	38	18	1
15	15ME1A0112	GANTEDA DEEKSHA	24	40	64	27	61	88	28	36	64	25	35	60	60	130	190	466	77.67	Dist	15	21	
16	15ME1A0113	G.SAI VAMSI KOTESWARA RAO	27	31	58	26	25	51	25	8	33	20	28	48	57	127	184	374	62.33	Fail	59	18	1
17	15ME1A0114	G.VENKATESWARA RAO	28	36	64	28	28	56	24	31	55	23	32	55	60	138	198	428	71.33	Dist	32	21	
18	15ME1A0115	GOWRU YOGENDRA PAVAN	22	0	22	19	19	38	18	7	25	13	6	19	55	125	180	284	47.33	Fail	72	9	4
19	15ME1A0116	G.N.V.KANAKA SITA MAHARAJU	23	32	55	24	30	54	24	33	57	21	40	61	55	126	181	408	68	I	46	21	
20	15ME1A0117	IBRAHIM ILAHI MOHAMMAD	30	36	66	26	29	55	25	25	50	25	33	58	58	138	196	425	70.83	Dist	34	21	
21	15ME1A0118	JAGABATHULA AKHILA	19	6	25	21	21	42	21	3	24	16	26	42	57	130	187	320	53.33	Fail	69	15	3
22	15ME1A0119	JAYARAMACHANDRASEKHAR S	28	27	55	27	38	65	25	36	61	20	34	54	60	138	198	433	72.17	Dist	31	21	
23	15ME1A0120	KADIYALA JAYA LAKSHMI	23	55	78	21	43	64	25	32	57	18	36	54	57	130	187	440	73.33	Dist	27	21	
24	15ME1A0121	KAKOLLU RATNA YUVA TEJA	21	32	53	24	19	43	22	19	41	18	12	30	59	130	189	356	59.33	Fail	65	12	3
25	15ME1A0122	KAMMA MANIKANTHA	25	27	52	26	32	58	20	24	44	20	38	58	60	135	195	407	67.83	I	48	21	
26	15ME1A0123	KANAKAMEDALA SAI GOPI	26	27	53	24	42	66	27	49	76	22	31	53	60	135	195	443	73.83	Dist	24	21	
27	15ME1A0124	KANKIPATI PRASAD	24	32	56	21	43	64	25	48	73	21	41	62	58	133	191	446	74.33	Dist	22	21	
28	15ME1A0125	KATRAGADDA DIVYA	25	33	58	21	33	54	24	29	53	20	27	47	58	132	190	402	67	I	49	21	
29	15ME1A0126	KAVULURU M.V.S.S.ARAVIND	22	7	29	24	25	49	22	9	31	19	26	45	59	128	187	341	56.83	Fail	67	15	2
30	15ME1A0127	KOLA SRJ KANTH	28	14	42	25	44	69	22	38	60	22	29	51	58	128	186	408	68	Fail	46	18	1
31	15ME1A0128	KOLLI NAVYASRI	21	61	82	24	43	67	27	65	92	23	38	61	58	130	188	490	81.67	Dist	5	21	
32	15ME1A0129	KOLLU SRIRAM SWAROOP	23	19	42	22	25	47	23	27	50	18	25	43	58	130	188	370	61.67	Fail	60	18	1
33	15ME1A0130	KORLAM SHYAMKUMAR	23	27	50	26	25	51	23	30	53	17	29	46	58	138	196	396	66	I	52	21	
34	15ME1A0131	K.SATYA SIVA TEJA VARMA	23	24	47	24	35	59	20	25	45	20	12	32	58	128	186	369	61.5	Fail	62	18	1
35	15ME1A0132	MAGANTI BHAVYA	24	56	80	25	37	62	21	57	78	27	41	68	59	135	194	482	80.33	Dist	7	21	
36	15ME1A0133	MANEPALLI SWARNA MANJARI	18	36	54	22	31	53	21	35	56	19	26	45	58	128	186	394	65.67	I	54	21	
37	15ME1A0135	MUNGARATHIMOTHI	23	10	33	22	17	39	16	15	31	19	10	29	58	130	188	320	53.33	Fail	69	9	4


S.No	Regd. No	Name of the Student	ES&C			EIAM			RRS			SWM			PROJECT			Total	Avg	Result	Rank	Credits	Backlog
38	15ME1A0136	MUSUNOORI SAI PRASANNA	25	29	54	25	40	65	21	32	53	21	35	56	60	134	194	422	70.33	Dist	39	21	
✓ 39	15ME1A0137	NALLAMATI SALMON RAJU	19	0	19	23	26	49	18	32	50	17	30	47	58	130	188	353	58.83	Fail	66	18	1
40	15ME1A0138	N PUSHPA VENKATA ANIRUDH	26	32	58	27	26	53	22	33	55	23	35	58	57	130	187	411	68.5	I	44	21	
41	15ME1A0139	PAMIREDDY JAYA BHARGAVI	23	28	51	23	29	52	22	44	66	21	41	62	58	135	193	424	70.67	Dist	35	21	
✓ 42	15ME1A0140	PILLA DEVI RAKESH	17	9	26	23	34	57	23	32	55	18	27	45	57	130	187	370	61.67	Fail	60	18	I
43	15ME1A0141	PISINI GOPINADTH	27	60	87	30	41	71	27	53	80	22	42	64	57	137	194	496	82.67	Dist	2	21	
✓ 44	15ME1A0142	PURAMA NAGA DURGARAO	25	31	56	27	24	51	25	24	49	22	16	38	59	128	187	381	63.5	Fail	56	18	I
✓ 45	15ME1A0143	P NAGA SAI SRI BALA VANI	24	30	54	19	30	49	19	11	30	16	36	52	59	135	194	379	63.17	Fail	57	18	I
46	15ME1A0144	REVULAGADDA SPANDANA	20	24	44	5	35	40	21	33	54	16	24	40	58	126	184	362	60.33	I	64	21	
47	15ME1A0145	SAICHARAN CHOWDARY M	18	35	53	19	25	44	22	37	59	18	31	49	60	130	190	395	65.83	I	53	21	
✓ 48	15ME1A0146	SIVARAJU VARSHINI	23	39	62	21	32	53	25	26	51	23	14	37	60	139	199	402	67	Fail	49	18	I
49	15ME1A0147	SUNKARA LAKSHMI SAHITHI	25	28	53	21	29	50	21	30	51	18	36	54	52	128	180	388	64.67	I	55	21	
✓ 50	15ME1A0148	THOTA BHANU KUMARI	23	15	38	19	40	59	17	32	49	22	12	34	57	130	187	367	61.17	Fail	63	15	2
51	15ME1A0149	THUMMALA JOSHMITHA	24	51	75	22	43	65	21	50	71	21	43	64	60	132	192	467	77.83	Dist	14	21	
✓ 52	15ME1A0151	VAKADA BALA NAGARJUNA	18	13	31	17	31	48	17	15	32	18	28	46	55	120	175	332	55.33	Fail	68	15	2
53	15ME1A0152	VANKADARU SUSMITHA	23	33	56	26	30	56	23	36	59	20	35	55	58	135	193	419	69.83	I	40	21	
54	15ME1A0153	VARASALA PRIYANKA	28	39	67	29	38	67	23	42	65	24	34	58	60	139	199	456	76	Dist	18	21	
55	16ME5A0101	AATHUKURI TONISRI	28	63	91	28	26	54	24	63	87	23	45	68	59	139	198	498	83	Dist	1	21	
56	16ME5A0102	ATMAKURI RAJESH	29	48	77	30	51	81	28	44	72	24	43	67	60	139	199	496	82.67	Dist	2	21	
✓ 57	16ME5A0103	BOBBILI NAVEENKUMAR	24	18	42	25	36	61	22	49	71	18	37	55	58	126	184	413	68.83	Fail	43	18	1
58	16ME5A0104	BOTLA SATYANARAYANA	27	51	78	25	39	64	25	47	72	23	36	59	60	138	198	471	78.5	Dist	12	21	
59	16ME5A0105	BURIDI PRASADU	26	43	69	24	25	49	24	48	72	21	41	62	59	135	194	446	74.33	Dist	22	21	
60	16ME5A0106	EEDE LAKSHMI LAVANYA	26	52	78	19	35	54	24	36	60	20	29	49	60	136	196	437	72.83	Dist	28	21	
61	16ME5A0107	GAMPA GANESH	29	34	63	28	43	71	25	57	82	26	38	64	60	139	199	479	79.83	Dist	9	21	
62	16ME5A0108	GARISEPALLI HEMASAI	24	50	74	24	33	57	24	40	64	23	32	55	60	138	198	448	74.67	Dist	20	21	
63	16ME5A0109	JAKKULA NAVEENKUMAR	29	46	75	29	31	60	26	47	73	24	39	63	59	134	193	464	77.33	Dist	16	21	
64	16ME5A0110	K KAMALA NAGENDRA KUMA	24	50	74	30	34	64	25	38	63	23	33	56	60	139	199	456	76	Dist	18	21	
65	16ME5A0111	MARUBARIKI RAJU	27	41	68	26	33	59	23	48	71	23	42	65	60	138	198	461	76.83	Dist	17	21	
66	16ME5A0112	N VAISHNAVI SAI LAKSHM	29	61	90	25	32	57	26	45	71	25	38	63	60	139	199	480	80	Dist	8	21	
67	16ME5A0113	PAKKI HARIKA	26	42	68	27	37	64	23	57	80	25	41	66	60	139	199	477	79.5	Dist	10	21	
68	16ME5A0114	RAMANUJAM PRABHU PRASAD	30	28	58	29	35	64	26	43	69	25	31	56	59	135	194	441	73.5	Dist	26	21	
69	16ME5A0115	SUNKARA AVINASH	26	30	56	22	34	56	26	31	57	22	39	61	60	137	197	427	71.17	Dist	33	21	
70	16ME5A0116	V MADHUSUDHAN REDDY	29	52	81	30	37	67	27	51	78	26	45	71	60	139	199	496	82.67	Dist	2	21	
71	16ME5A0117	ABDUL SARDAR	28	46	74	28	32	60	25	47	72	24	39	63	60	139	199	468	78	Dist	13	21	
✓ 72	16ME5A0118	B.SURIBABU	24	32	56	24	16	40	19	48	67	19	27	46	58	130	188	397	66.17	Fail	51	18	1
73	16ME5A0119	N BHAVANI PRASAD	28	39	67	28	51	79	26	41	67	25	42	67	60	137	197	477	79.5	Dist	10	21	

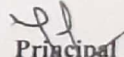
S.No	Regd. No	Name of the Student	ES&C	EIAM	RRS	SWM	PROJECT	Total	Avg	Result	Rank	Credits	Backlogs
Number of Failures			16	6	10	8	0						
Pass Percentage			78.1	91.8	86.3	89	100						
Failure Percentage(Sub Wise)			21.9	8.22	13.7	11	0						
Maximum Mark (Sub Wise)			91	88	92	71	199						
Minimum Mark (Sub Wise)			8	32	24	19	175						
Average Mark (Sub Wise)			57	58	58	53	191						
No of Student Secured >=70 %			16	7	20	1	73						
No of Student Secured >=60 & <70%			14	27	16	23	0						
No of Student Secured <60 %			43	39	37	49	0						
Number of Passes			50										
Number of Failures			23										
Overall Pass Percentage			68.49										
Overall Failure Percentage			31.51										

>=80	8
>=70 & < 80	31
>=60 & < 70	25
>=50 & < 60	7
<50	2
Total	73

I	II	III	IV	V	VI	I
14	4	2	3	0	0	0


Academic Coordinator


HOD


Principal

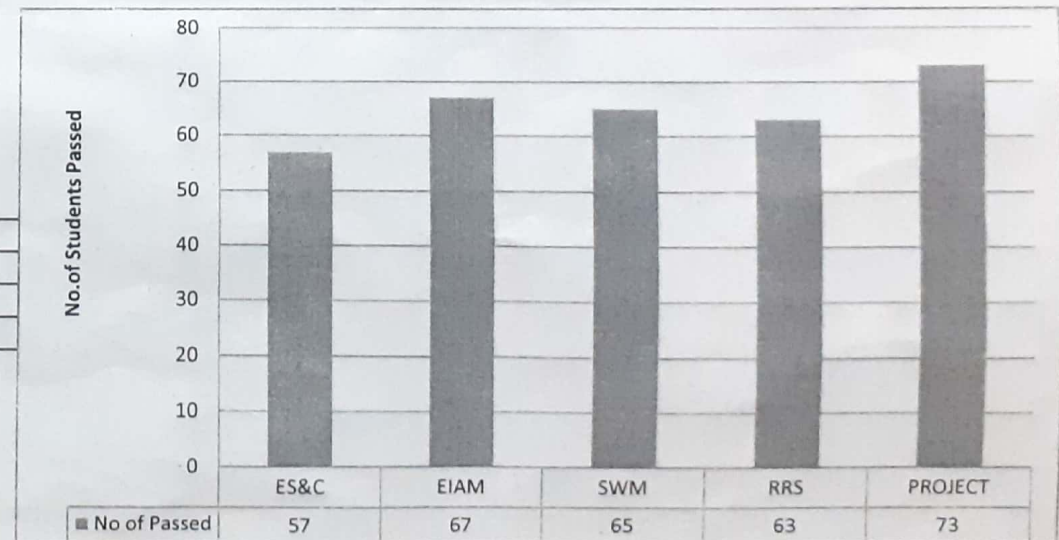
Ramachandra College of Engineering:: Eluru
Department of Civil Engineering
Academic Performance of IV B.Tech., II Semester CE, MAY 2019

S.NO	SUBJECT NAME		FACULTY NAME	APPEARED	PASSED	PASS %
1	ESTIMATING SPECIFICATIONS & CONTRACTS	ES&C	Mr. B.N.V.D.S Prakash	73	57	78.08
2	ENVIRONMENTAL IMPACT ASSESSMENT AND MANAGEM	EIAM	Mr. CH. Siddhartha	73	67	91.78
3	SOLID WASTE MANAGEMENT	SWM	Mr. A. Sudheer	73	65	89.04
4	REPAIR AND REHABILITATION OF STRUCTURES	RRS	Ms. Ch. Veerottam Kumar	73	63	86.30
5	PROJECT WORK	PROJECT	Mr. A. Sudheer	73	73	100.00

All Pass	50
No. single failures	14
No. two failures	4
No. three failures	2
No. four failures	3
No. five failures	0
All failed	3
Absentees Candidates	
Total	73

Total number of candidates registered	73
Number of students cleared all subjects	50
Overall Pass %	68.49

CLASS TOPPERS		%	RANK
16MESA0101	AATHUKURI TONISRI	83.00	1
16MESA0102	ATMAKURI RAJESH	82.70	2
16MESA0116	V MADHUSUDHAN REDDY	82.70	3



Academic Coordinator

HOD, CE

Principal



Ramachandra College of Engineering

Approved by AICTE, New Delhi; Affiliated to JNTUK, KAKINADA

NH-5, By Pass, Vatluru, Eluru - 534007

Department of Electrical and Electronics Engineering

IV B Tech II Semester - A, B - Final Results (2015 Batch)

S.No	Regd. No	Name of the Student	DCS			AIT			FACTS			SEM			PROJECT			Total	Average	Result	Rank	BACKLOGS
			IN	Ext	Tot	In	Ext	Tot	In	Ext	Tot	In	Ext	Tot	In	Ext	Tot					
1	14ME1A0281	VEERNALA SUPRIYA	23	36	59	19	45	64	20	69	89	25	59	84	58	130	188	484	80.67	Dist	13	
2	15ME1A0202	AMBATI PRASAD	20	31	51	18	45	63	25	40	65	25	47	72	55	127	182	433	72.17	Dist	50	
3	15ME1A0203	ANNAM SATISH	20	38	58	19	31	50	19	37	56	27	40	67	55	125	180	411	68.50	Dist	69	
4	15ME1A0204	ANUBOTHU SANDHYA	25	63	88	27	60	87	26	58	84	30	44	74	60	135	195	528	88.00	Dist	3	
5	15ME1A0205	A VASAVI SRI LAKSHMI SAHITI	20	-1	19	20	-1	19	25	37	62	29	41	70	58	130	188	358	59.67	Fail	94	2
6	15ME1A0206	ATHYEM HASANTHI	24	31	55	18	33	51	24	32	56	29	54	83	56	127	183	428	71.33	Dist	58	
7	15ME1A0208	BALUSU ASHOK	16	40	56	17	28	45	17	35	52	22	24	46	50	125	175	374	62.33	Dist	88	
8	15ME1A0209	BASAVARAJU SAI PAVAN HARISH	20	27	47	19	39	58	22	44	66	27	29	56	56	132	188	415	69.17	Dist	67	
9	15ME1A0211	B MANIKANTA MANOJ KUMAR	25	27	52	25	37	62	21	42	63	25	41	66	59	135	194	437	72.83	Dist	46	
10	15ME1A0213	BONDA HARIKA	26	39	65	23	48	71	25	42	67	29	70	99	45	125	170	472	78.67	Dist	25	
11	15ME1A0214	BUDUMURU RAJKUMAR	21	49	70	22	52	74	23	42	65	24	33	57	55	130	185	451	75.17	Dist	35	
12	15ME1A0215	CHADARASI NAGA SUNEEL	22	0	22	22	9	31	19	19	38	28	11	39	57	130	187	317	52.83	Fail	104	4
13	15ME1A0216	CHALLA SAI PAVAN	16	6	22	20	28	48	19	2	21	24	5	29	55	127	182	302	50.33	Fail	109	3
14	15ME1A0217	CHEBATHINA HARIKIRAN	22	41	63	24	46	70	19	39	58	25	53	78	60	135	195	464	77.33	Dist	28	
15	15ME1A0218	CHEEMALA MOHAN	22	38	60	18	39	57	19	37	56	29	40	69	58	132	190	432	72.00	Dist	52	
16	15ME1A0219	CHIDAGAM BHASKAR	20	32	52	16	27	43	18	30	48	17	15	32	56	126	182	357	59.50	Fail	95	1
17	15ME1A0220	C SUVARNA DURGA SAILAKSHMI	26	39	65	20	39	59	25	41	66	26	54	80	58	132	190	460	76.67	Dist	30	
18	15ME1A0221	CHILAKALA JOSHNA ANVITHA	21	24	45	22	36	58	24	32	56	25	47	72	58	130	188	419	69.83	Dist	63	
19	15ME1A0222	CHILUVURI LAKSHMI SRAVANI	23	54	77	24	31	55	25	49	74	25	51	76	58	128	186	468	78.00	Dist	26	
20	15ME1A0224	CHOPPAVARAPU NIKHITHA	22	54	76	22	54	76	23	59	82	28	39	67	60	135	195	496	82.67	Dist	9	
21	15ME1A0225	DEGALA NAGA SAI GAYATHRI DEVI	25	62	87	24	48	72	23	38	61	26	47	73	60	135	195	488	81.33	Dist	12	
22	15ME1A0226	D CHAITHANYA RANGA PRASAD	22	26	48	20	28	48	19	33	52	26	49	75	58	130	188	411	68.50	Dist	70	
23	15ME1A0227	DUNGA APSI	20	48	68	19	27	46	21	58	79	23	0	23	56	128	184	400	66.67	Fail	77	1
24	15ME1A0228	DUSANAPUDI MOUNIKA	20	0	20	20	52	72	25	34	59	26	40	66	56	130	186	403	67.17	Fail	74	1
25	15ME1A0230	GORLA SWETHA	23	38	61	19	44	63	24	37	61	27	51	78	59	134	193	456	76.00	Dist	32	
26	15ME1A0231	GUDIVAKA RAMYA BHARATHI	28	44	72	20	45	65	24	45	69	30	63	93	60	135	195	494	82.33	Dist	10	
27	15ME1A0233	JOGI LALITHA	25	37	62	17	19	36	22	40	62	23	25	48	58	133	191	399	66.50	Fail	79	1
28	15ME1A0234	JOSHI POONAM SHARMA	23	27	50	18	-1	17	20	38	58	26	42	68	59	135	194	387	64.50	Fail	82	1
29	15ME1A0235	KADIMI VENKATESWARA RAO	24	57	81	25	46	71	23	48	71	27	58	85	59	134	193	501	83.50	Dist	8	
30	15ME1A0236	K NAGA SATYA RAMESH BABU	21	25	46	24	42	66	21	38	59	26	46	72	56	130	186	429	71.50	Dist	56	
31	15ME1A0237	KAMMOJU PRADEEP KUMAR	20	34	54	17	24	41	16	43	59	30	37	67	52	130	182	403	67.17	Dist	75	
32	15ME1A0238	KAMMOJU PRAMOD KUMAR	19	31	50	22	32	54	19	40	59	28	31	59	60	135	195	417	69.50	Dist	66	
33	15ME1A0239	KANISSETTI SAI TEJA VINAY	17	12	29	16	36	52	12	0	12	25	24	49	55	132	187	329	54.83	Fail	101	2
34	15ME1A0240	KARRI VIMALADEVI	27	26	53	22	40	62	22	35	57	23	42	65	57	134	191	428	71.33	Dist	59	
35	15ME1A0241	KARUTURI PAVAN KUMAR	27	36	63	17	30	47	24	34	58	27	33	60	59	132	191	419	69.83	Dist	64	
36	15ME1A0242	KATHULA NAGA TULASAMMA	25	61	86	27	34	61	27	35	62	26	44	70	59	135	194	473	78.83	Dist	24	
37	15ME1A0243	K S KALYANA RAMA KRISHNA	17	11	28	20	4	24	20	0	20	28	10	38	45	125	170	280	46.67	Fail	110	4
38	15ME1A0244	KILARAPU HARITHA PRIYA	21	43	64	18	40	58	19	32	51	25	56	81	56	133	189	443	73.83	Dist	41	
39	15ME1A0245	KOLLI JAGADEESH	20	37	57	22	18	40	16	36	52	26	19	45	45	-1	44	238	39.67	Fail	117	3
40	15ME1A0246	KOTTEDI JAGADESWARI	29	58	87	22	54	76	19	37	56	28	38	66	60	135	195	480	80.00	Dist	16	
41	15ME1A0248	KUNKULLA JAYA SAI VENKATESH	16	20	36	21	31	52	19	8	27	28	24	52	45	125	170	337	56.17	Fail	100	2
42	15ME1A0250	LANKA SOWMYA SRI	22	31	53	18	33	51	22	38	60	26	52	78	60	135	195	437	72.83	Dist	47	
43	15ME1A0251	MADHU SUNNY	8	0	8	5	0	5	6	-1	5	5	0	5	45	-1	44	67	11.17	Fail	119	5
44	15ME1A0253	MERUGU SAIKUMAR	19	38	57	20	24	44	25	3	28	29	18	47	59	132	191	367	61.17	Fail	90	2

99	16ME5A0212	GINJETI CHANDRIKA BHANU DEVI	27	58	85	25	50	75	25	52	77	28	44	72	60	135	195	504	84.00	Dist	7	
100	16ME5A0213	G ESWARA DURGA PRASAD	17	21	38	16	24	40	21	28	49	11	29	40	59	128	187	354	59.00	Fail	96	1
101	16ME5A0214	KARIBANDI SRINIVAS	23	41	64	23	38	61	25	38	63	25	48	73	59	131	190	451	75.17	Dist	37	
102	16ME5A0215	KATTA MADHAVI	16	24	40	16	24	40	19	27	46	18	26	44	56	128	184	354	59.00	Dist	97	
103	16ME5A0216	KOLAVANTI RATNAM	26	41	67	20	53	73	21	39	60	27	42	69	59	130	189	458	76.33	Dist	31	
104	16ME5A0217	KOTA SAI KRISHNA	20	14	34	16	24	40	22	29	51	24	19	43	55	124	179	347	57.83	Fail	99	2
105	16ME5A0218	KOTHAPALLI NANDA KUMAR	27	39	66	11	32	43	21	38	59	23	24	47	60	133	193	408	68.00	Dist	72	
106	16ME5A0219	M NAGA VENKATA SURYA	22	37	59	19	27	46	22	44	66	22	48	70	59	131	190	431	71.83	Dist	55	
107	16ME5A0220	MATTA PAVAN KUMAR	17	5	22	12	0	12	23	13	36	16	0	16	56	124	180	266	44.33	Fail	114	4
108	16ME5A0221	MIRIYALA PAVAN KALYAN	29	36	65	16	39	55	22	40	62	24	37	61	58	131	189	432	72.00	Dist	53	
109	16ME5A0223	MOHAMMED HUSSAIN SHARIFF	24	31	55	24	36	60	25	26	51	27	46	73	59	128	187	426	71.00	Dist	61	
110	16ME5A0224	MURALA ANIL KUMAR	28	46	74	22	35	57	23	51	74	25	61	86	56	131	187	478	79.67	Dist	18	
111	16ME5A0225	NIMMAGADDA ARUN KUMAR	18	36	54	19	49	68	19	32	51	24	33	57	52	124	176	406	67.67	Dist	73	
112	16ME5A0226	PANDURI DURGA PRASAD	26	36	62	22	43	65	22	40	62	24	34	58	54	131	185	432	72.00	Dist	54	
113	16ME5A0227	PINGULA AKHIL	23	39	62	21	36	57	21	36	57	23	52	75	59	131	190	441	73.50	Dist	42	
114	16ME5A0228	REDLAM KOTESWARA RAO	25	38	63	22	26	48	23	49	72	24	52	76	58	128	186	445	74.17	Dist	40	
115	16ME5A0229	SAGGURTHI PAVAN SAI KUMAR	27	54	81	18	40	58	27	48	75	29	48	77	55	131	186	477	79.50	Dist	21	
116	16ME5A0230	SINGAPARAPU BHANU PRAKASH	24	24	48	23	32	55	26	31	57	24	31	55	58	130	188	403	67.17	Dist	76	
117	16ME5A0231	THUMU VENKATA GANESH	27	43	70	22	33	55	22	36	58	27	43	70	59	128	187	440	73.33	Dist	44	
118	16ME5A0232	SINGIREDDY HARITHA	21	57	78	28	46	74	23	56	79	24	66	90	60	131	191	512	85.33	Dist	5	
119	16ME5A0234	BOLLINA VENKATA KALYAN	28	43	71	22	39	61	18	35	53	24	46	70	58	128	186	441	73.50	Dist	43	

Number of Failures(Sub Wise)	24	22	21	23	3
Pass Percentage (Sub Wise)	79.83	81.51	82.35	80.67	97.48
Failure Percentage(Sub Wise)	20.17	18.4874	17.647	19.328	2.521
Maximum Mark (Sub Wise)	88	92	91	99	195
Minumum Mark (Sub Wise)	8	5	5	4	44
Average Mark (Sub Wise)	56	53	56	61	183
No of Student Secured >=70 %	27	19	21	44	116
No of Student Secured >=60 & <70%	31	30	29	28	0
No of Student Secured <60 %	61	70	69	47	3
No.of Students Secured >28 marks	83	79	93	88	116
No.of Students Secured <28 marks	36	37	24	30	3
	95	97	98	96	116

Number of Passes	80
Number of Failures	39
Overall Pass Percentage	67.23
Overall Failure Percentage	32.77

I	II	III	IV	V		
15	7	6	9	2		

S.No	Regd. No	Name of the Student	EDS			HVDC			INST			PSOC			RES			Total	Average	Result	Rank
			IN	Ext	Tot	In	Ext	Tot	In	Ext	Tot	In	Ext	Tot	In	Ext	Tot				
1	15ME1A0295	THOKALA BHAGYASRI	28	51	79	24	68	92	27	64	91	30	47	77	60	133	193	532	88.67	Dist	1
2	16ME5A0203	BALINA MOUNIKA	23	64	87	22	47	69	24	64	88	28	68	96	59	130	189	529	88.17	Dist	2
3	15ME1A0204	ANUBOTHU SANDHYA	25	63	88	27	60	87	26	58	84	30	44	74	60	135	195	528	88.00	Dist	3
4	15ME1A0264	MUSUNURI CHANDINI	26	43	69	27	60	87	27	63	90	27	56	83	59	133	192	521	86.83	Dist	4
5	16ME5A0232	SINGIREDDY HARITHA	21	57	78	28	46	74	23	56	79	24	66	90	60	131	191	512	85.33	Dist	5
6	15ME1A0284	SAKALA VARNIKA NAGESWARI	28	48	76	28	56	84	23	55	78	26	49	75	60	133	193	506	84.33	Dist	6
7	16ME5A0212	GINJETI CHANDRIKA BHANU DEVI	27	58	85	25	50	75	25	52	77	28	44	72	60	135	195	504	84.00	Dist	7
8	15ME1A0235	KADIMI VENKATESWARA RAO	24	57	81	25	46	71	23	48	71	27	58	85	59	134	193	501	83.50	Dist	8
9	15ME1A0224	CHOPPAVARAPU NIKHITHA	22	54	76	22	54	76	23	59	82	28	39	67	60	135	195	496	82.67	Dist	9

10	15ME1A0231	GUDIVAKA RAMYA BHARATHI	28	44	72	20	45	65	24	45	69	30	63	93	60	135	195	494	82.33	Dist	10
----	------------	-------------------------	----	----	----	----	----	----	----	----	----	----	----	----	----	-----	-----	-----	-------	------	----

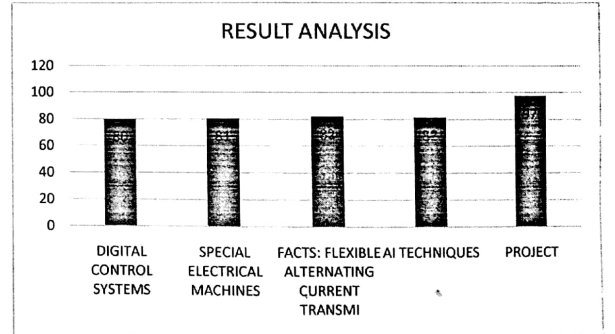
HOD

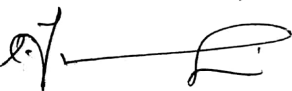
PRINCIPAL

RAMACHANDRA COLLEGE OF ENGINEERING: ELURU
Department of Electrical & Electronics Engineering Engineering
Academic Performance of IV- B. Tech., II-Semester EEE, NOVEMBER- 2018

Sl.NO	Subject Code	Subject Name	Applied	Passed	Pass %	Faculty		
1	RT42021	DIGITAL CONTROL SYSTEMS	119	95	79.83	S.KRISHNA KUMAR/J.RANGA	No.of Single Failures	15
2	RT42022C	SPECIAL ELECTRICAL MACHINES	119	96	80.67	B.NARENDRA	No.of double Failures	7
3	RT42023C	FACTS: FLEXIBLE ALTERNATING CURRENT TRANSM	119	98	82.35	G.SHINY VIKRAM	No.of triple Failures	6
4	RT42024C	AI TECHNIQUES	119	97	81.51	CH.PRADEEP KUMAR	No.of Quadruple Failures	9
5	RT42025	PROJECT	119	116	97.48		No.of Penta Failures	2
All Pass			80				NO.OF PASS	80
Overall Pass Percentage			67.23				TOTAL	119
							% OF PASS	67.23

TOP 3 RANKERS				
S.NO	HT No.	Name	Rank	%
1	15ME1A0295	THOKALA BHAGYASRI	1	88.67
2	16ME5A0203	BALINA MOUNIKA	2	88.17
3	15ME1A0204	ANUBOTHU SANDHYA	3	88




SIGNATURE OF HOD


PRINCIPAL

IV B.Tech II - Semester - 2015 Batch

Department of Mechanical Engineering



A.Y :2018-19

S.No	Regd. No	Name of the Student	GES			NDE			PPE			PPC			Project			Total	%	Result	Rank	Credits	Backlogs
			Int	Ext	Tot	Int	Ext	Tot	Int	Ext	Tot	Int	Ext	Tot	Int	Ext	Tot						
1	14ME1A0327	S RAJESH	5	0	5	12	1	13	18	0	18	17	2	19	50	110	160	215	35.83	Fail	121	24	4
2	14ME1A0385	TSVALAM SAI KISHORE	11	11	22	11	25	36	17	11	28	17	3	20	40	106	146	252	42	Fail	115	24	4
3	15ME1A0304	AVURTHULA RAVI KUMAR	25	0	25	17	0	17	18	0	18	18	0	18	45	110	155	233	38.83	Fail	116	24	4
4	15ME1A0305	BADI ANILKUMAR	20	34	54	16	17	33	20	29	49	17	26	43	50	110	160	339	56.5	Fail	94	27	1
5	15ME1A0306	BALAM VENKATA SUBRAHMANYAM	27	54	81	23	42	65	28	42	70	25	40	65	59	139	198	479	79.83	Dist	8	28	
6	15ME1A0307	BANDI VENKATESH	27	36	63	21	38	59	23	25	48	22	30	52	54	130	184	406	67.67	I	38	28	
7	15ME1A0308	BASWANI VENKATA PRASAD	26	26	52	21	48	69	23	15	38	25	33	58	47	125	172	391	65.17	I	50	28	1
8	15ME1A0309	BATHINA VINAY	24	36	60	22	26	48	23	30	53	23	34	57	50	115	165	383	63.83	I	57	28	
9	15ME1A0310	BATHINA YOGI NAGA SAI RAMA BHUVANESH	25	39	64	20	40	60	21	34	55	25	26	51	57	110	167	397	66.17	I	46	28	
10	15ME1A0311	BEJJANKI NARENDRA	28	29	57	20	35	55	26	31	57	24	25	49	53	115	168	386	64.33	I	53	28	
11	15ME1A0312	BEZAWADA SIVAIAH	5	-1	4	5	-1	4	5	-1	4	12	-1	11	45	100	145	168	28	Fail	123	24	4
12	15ME1A0313	BOLLA SATYA VARA PRASAD	26	48	74	20	31	51	22	34	56	20	32	52	55	130	185	418	69.67	I	29	28	
13	15ME1A0315	BUGATA SATYA NARAYANA SAGAR	25	53	78	21	36	57	23	29	52	19	28	47	50	110	160	394	65.67	I	47	28	
14	15ME1A0316	CHEKKA TEJOMURTHY	29	37	66	21	59	80	28	35	63	22	35	57	58	139	197	463	77.17	Dist	15	28	
15	15ME1A0317	CHENNA PARAPU VENKATA KALYAN	21	26	47	19	33	52	27	17	44	22	24	46	58	125	183	372	62	I	69	28	1
16	15ME1A0318	CH NAGADURGAVARAPRASAD	23	31	54	18	24	42	22	27	49	22	0	22	54	130	184	351	58.5	Fail	87	27	1
17	15ME1A0319	CHIMATA VENKATA NAGA SAI KALYAN	25	50	75	18	34	52	21	29	50	23	32	55	54	130	184	416	69.33	I	32	28	
18	15ME1A0320	CHINTAMANENI RAJESH	24	0	24	18	-1	17	25	0	25	20	5	25	52	125	177	268	44.67	Fail	110	24	4
19	15ME1A0323	DASARI SHANMUKH	28	48	76	21	49	70	25	45	70	25	51	76	58	139	197	489	81.5	Dist	6	28	
20	15ME1A0324	DENABOINA VENKATESH	24	24	48	21	30	51	23	35	58	19	40	59	52	132	184	400	66.67	Fail	42	28	
21	15ME1A0326	DHANAMSETTY VENKATA RAMARAO	21	40	61	17	4	21	20	24	44	19	26	45	46	110	156	327	54.5	Fail	97	27	1
22	15ME1A0327	DODDA VENKATESWARLU	21	15	36	18	27	45	24	16	40	22	25	47	55	125	180	348	58	Fail	88	27	1
23	15ME1A0328	D V NAGA SAI PRUDHVIRAJU	18	32	50	17	47	64	19	24	43	21	32	53	55	135	190	400	66.67	I	42	28	
24	15ME1A0329	DODDAPANENI RAGHU	21	0	21	17	0	17	22	0	22	21	0	21	44	100	144	225	37.5	Fail	117	24	4
25	15ME1A0330	PRUDHVI YASWANTH	25	48	73	21	48	69	20	27	47	22	36	58	52	128	180	427	71.17	Dist	25	28	
26	15ME1A0331	DUDALA DHANUM JAYARAM	16	3	19	18	3	21	19	0	19	19	3	22	58	115	173	254	42.33	Fail	112	24	4
27	15ME1A0333	GADDAM VAMSI	21	33	54	21	38	59	26	31	57	19	35	54	58	125	183	407	67.83	I	36	28	
28	15ME1A0335	GEDDAM JASWANTH	17	24	41	19	17	36	20	34	54	23	26	49	57	130	187	367	61.17	Fail	73	27	1
29	15ME1A0336	GOGINENI YASHVANT KUMAR	25	34	59	18	35	53	22	18	40	22	33	55	50	125	175	382	63.67	I	59	28	1
30	15ME1A0337	GUDIPALLI KUMAR		17		16	27	43	17	27	44	19	32	51	51	120	171	352	58.67	II	86	28	1
31	15ME1A0338	GUDLA JAI SAI NARAYANA	18	62	80	17	54	71	22	35	57	17	47	64	55	136	191	463	77.17	Dist	15	28	
32	15ME1A0339	GUDURU KRISHNA SAI	28	38	66	15	17	32	28	33	61	22	32	54	45	120	165	378	63	Fail	64	27	1

S No	Regd. No	Name of the Student	GES			NDE			PPE			PPC			Project			Total	%	Result	Rank	Credits	Backlogs
			Int	Ext	Tot	Int	Ext	Tot	Int	Ext	Tot	Int	Ext	Tot	Int	Ext	Tot						
109	16ME5A0311	MAHAMMAD GULSHANALI	25	59	84	23	49	72	24	29	53	25	47	72	58	138	196	477	79.5	Dist	9	28	
110	16ME5A0312	MARRAPU PAVAN SAI	24	31	55	19	28	47	27	35	62	24	34	58	58	136	194	416	69.33	I	32	28	
111	16ME5A0313	NUNNA PAVANA SURYA PANNAGESH	27	31	58	23	48	71	29	35	64	26	36	62	58	130	188	443	73.83	Dist	23	28	
112	16ME5A0314	PODILAPU LOKESWARA RAO	26	37	63	23	31	54	28	29	57	23	34	57	58	123	181	412	68.67	I	35	28	
113	16ME5A0315	POLINA GANESH	30	0	30	24	-1	23	26	0	26	22	2	24	58	118	174	277	46.17	Fail	108	24	4
114	16ME5A0316	POTNURI DURGA PRASAD	26	31	57	22	37	59	27	41	68	25	34	59	58	130	188	431	71.83	Dist	24	28	
115	16ME5A0317	RAVURI PAVAN	27	27	54	23	49	72	28	37	65	24	44	68	58	129	187	446	74.33	Dist	22	28	
116	16ME5A0318	SIRIGIBATHULA NAGA VENKATA SRIKANTH	27	33	60	22	44	66	27	28	55	20	40	60	52	127	179	420	70	Dist	27	28	
117	16ME5A0319	TAMADIESWAR RAMKI	28	49	77	22	47	69	28	31	59	25	0	25	58	130	188	418	69.67	Fail	29	27	1
118	16ME5A0320	V BHASKARARAO VYKUNTAPU	22	0	22	17	0	17	26	0	26	22	0	22	57	110	167	254	42.33	Fail	112	24	4
119	16ME5A0321	VAVILALA BALAMANOHAR SAI	24	26	50	24	39	63	27	27	54	19	27	46	54	117	171	384	64	I	55	28	
120	16ME5A0322	VELRAMALLA SIVA KUMAR	26	51	77	22	40	62	26	45	71	23	46	69	58	127	185	464	77.33	Dist	14	28	
121	16ME5A0323	YARRAMSETTI VENKATA SATYA PRASAD	22	26	48	21	24	45	29	24	53	22	2	24	45	118	161	331	55.17	Fail	96	27	1
122	16ME5A0324	YENUGU PRUDHIVIRAJ	27	29	56	20	39	59	28	32	58	22	35	57	58	130	188	418	69.67	I	29	28	
123	16ME5A0325	SINGAVARAPU CHANDRAMOULI	25	0	25	18	47	65	20	33	53	21	25	46	46	110	156	345	57.5	Fail	89	27	1

Number of Failures(Sub Wise)

Pass Percentage (Sub Wise)

Failure Percentage(Sub Wise)

22 22

82.11

17.89

29 29

76.42

23.58

37 37

69.92

30.08

35 35

71.54

28.46

0

100

0

Maximum Mark (Sub Wise)

Minimum Mark (Sub Wise)

Average Mark (Sub Wise)

97

4

55

93

4

50

84

4

49

78

6

48

198

141

173

No of Student Secured >=70 %

No of Student Secured >=60 & <70%

No of Student Secured <60 %

24

24

75

20

19

84

10

23

90

8

16

99

123

0

0

Number of Passes	64
Number of Failures	59

Overall Pass Percentage	52.03
Overall Failure Percentage	47.97

I	II	III	IV
33	5	6	15

COORDINATOR

HOD - MECH

PRINCIPAL

Department of Mechanical Engineering
 Academic Performance of IV- B. Tech., II-Semester ME, 2015-19 BATCH A&B - SECTION

A. Y 2018 - 19

Sl#	Subject Code	Subject Name	Applied	Passed	Pass %	Faculty	No. of Single Failures	34	
2	RT42031	GREEN ENGINEERING SYSTEMS	123	101	82	Mr. SK. ABDUL AZEEZ	No. of Double Failures	5	
3	RT42032	NON DESTRUCTIVE EVALUATION	123	94	76	Mr. K. RADHA KRISHNA	No. of Triple Failures	5	
4	RT42033D	POWER PLANT ENGINEERING	123	86	70	Mr. G. CHITTIBABU	No. of Quadruple Failures	14	
5	RT42034A	PRODUCTION PLANNING AND CONTROL	123	88	72	Mr. C. SHIVA SHANKAR	No. of Penta Failures	0	
5	RT42035	PROJECT WORK	123	123	100	ALL FACULTY	No. of All PASS	64	
Total								123	
Overall Pass Percentage									52.03



Sl No.	Name	Rank	%
1	KUCHIPUDI RAJNA PRASAD	1	85.67
2	M RAMA DEEGA PAVAN	2	85.17
3	TULINELLI RANGA NAGARJUNA	3	83.67

8571668878

Mr. B. SUDHAKARA RAO
 CO ORDINATOR

Dr. D. Sanjay. S
 Principal



RAMACHANDRA COLLEGE OF ENGINEERING

NRI Bypass Road, Vatturu (V), ELURU - 534 007, West Godavari District, A.P.
(Approved by AICTE - New Delhi, Recognised by UGC w/s 2 (f) & 12 (B) and Permanently affiliated to JNTUK, Kakinada)
An ISO 9001: 2015 certified & NAAC accredited Institution



Department of Electronics and Communication Engineering

Department of Electronics & Communication Engineering IV B Tech ii Semester Final Results (2015-'16 Batch)

S.No	Regd. No	Name of the Student	CMC			EMI			SC			WSN			PROJ			Total	Avg	Result	Rank	Credits	Back logs
			INT	EXT	TOT	INT	EXT	TOT	INT	EXT	TOT	INT	EXT	TOT	INT	EXT	TOT						
1	15ME1A0401	AGARTHI KRISHNASARANYA	22	40	62	28	24	52	24	32	56	21	26	47	60	119	179	396	66	I	127	21	
2	15ME1A0402	AGURUPU DURGA PAVANI	20	42	62	25	31	56	23	38	61	20	43	63	58	124	182	424	70.67	Dist	88	21	
3	15ME1A0404	AKULAYASWANTH KUMAR	24	59	83	27	43	70	25	41	66	25	46	71	55	117	172	462	77	Dist	30	21	
4	15ME1A0406	ALIMILLI LAKSHMI BHARGAVI	24	37	61	24	30	54	22	31	53	23	31	54	59	103	162	384	64	I	141	21	
5	15ME1A0407	ALLADA SAI RAHUL	22	34	56	28	32	60	25	25	50	24	39	63	54	113	167	396	66	I	127	21	
6	15ME1A0408	ALLANKI RAVISANKAR	21	30	51	27	28	55	24	36	60	24	43	67	60	126	186	419	69.83	I	92	21	
7	15ME1A0409	ANDRA HARISH CHANDRA	22	37	59	28	34	62	25	27	52	26	29	55	60	121	181	409	68.17	I	110	21	
8	15ME1A0410	ANUPOJU SRI DIVYA	21	38	59	25	37	62	19	33	52	23	36	59	57	108	165	397	66.17	I	124	21	
9	15ME1A0411	ARISEPALLI V V N K SAI KUMAR	21	34	55	28	31	59	25	25	50	25	36	61	60	130	190	415	69.17	I	101	21	
10	15ME1A0412	BAADARAVAADA MADHU SRI	22	40	62	26	45	71	22	34	56	27	46	73	60	130	190	452	75.33	Dist	39	21	
11	15ME1A0413	BALE AJAY CHANDRA	20	48	68	18	46	64	25	27	52	19	36	55	57	130	187	426	71	Dist	85	21	
12	15ME1A0414	BANDARU MOHANA DIVYA	20	46	66	30	37	67	22	34	56	26	43	69	50	111	161	419	69.83	I	92	21	
13	15ME1A0415	BANGARAYA PULLA	22	49	71	25	36	61	22	26	48	28	44	72	59	119	178	430	71.67	Dist	76	21	
14	15ME1A0416	BATTA KOMALI	24	48	72	24	42	66	19	38	57	23	46	69	59	116	175	439	73.17	Dist	52	21	
15	15ME1A0417	BATTULA YUGANDHAR	22	32	54	23	27	50	22	33	55	20	9	29	52	109	161	349	58.17	Fail	162	18	1
16	15ME1A0418	BEJAWADA DURGA CHITTI	19	30	49	24	0	24	24	27	51	16	2	18	55	95	150	292	48.67	Fail	174	15	2
17	15ME1A0419	BIRAKA LAKSHMIPRIYA	23	55	78	24	36	60	22	39	61	23	57	80	60	126	186	465	77.5	Dist	25	21	
18	15ME1A0420	BODDU MUKULLA SANTHOSHI	20	37	57	25	26	51	19	29	48	21	30	51	57	114	171	378	63	I	145	21	
19	15ME1A0421	BOLLIMUNTHA RAMAKRISHNA	22	48	70	28	35	63	25	40	65	21	42	63	57	118	175	436	72.67	Dist	63	21	
20	15ME1A0422	BORRA VENKATA ROHIT KRISHNA	25	41	66	28	39	67	25	36	61	23	33	56	57	109	166	416	69.33	I	98	21	
21	15ME1A0423	CHAGANTI SUSHYAM	23	33	56	28	31	59	26	25	51	25	43	68	55	124	179	413	68.83	I	102	21	
22	15ME1A0424	CHALLAGULLA BALA CHANDRA	22	3	25	28	0	28	23	1	24	22	0	22	58	101	159	258	43	Fail	179	9	4
23	15ME1A0425	CHATLA BHAVANA DEEPIKA	25	47	72	24	44	68	18	30	48	24	29	53	58	103	161	402	67	I	118	21	
24	15ME1A0426	CHEGONDI SRI SAI SUSHMA	22	43	65	23	64	87	25	47	72	19	42	61	60	129	189	474	79	Dist	16	21	
25	15ME1A0427	CHITYALA A NAGA DURGA	22	57	79	25	34	59	23	33	56	23	50	73	60	126	186	453	75.5	Dist	37	21	
26	15ME1A0428	CHIVUKULA SAI TANUJA DEVI	25	50	75	25	38	63	22	36	58	24	39	63	60	129	189	448	74.67	Dist	43	21	
27	15ME1A0430	CHODIMELLASUSEELA	21	28	49	24	27	51	25	35	60	19	26	45	55	116	171	376	62.67	I	146	21	
28	15ME1A0432	DAMARATHI SRINIVASA MOHAN	23	33	56	30	38	68	19	36	55	22	33	55	57	108	165	399	66.5	I	121	21	
29	15ME1A0434	DANDIPATI AYYAPPA	26	33	59	30	24	54	27	25	52	21	34	55	56	119	175	395	65.83	I	129	21	
30	15ME1A0437	DASARI NAGASATYANTHEESHA	22	52	74	29	36	65	24	36	60	25	46	71	59	124	183	453	75.5	Dist	37	21	
31	15ME1A0438	DEVABARIKINA JEEVAN RAJ	24	48	72	25	41	66	19	44	63	22	40	62	55	109	164	427	71.17	Dist	84	21	
32	15ME1A0440	DHUMPALA VENKATA SRAVANI	22	31	53	20	30	50	23	33	56	22	33	55	55	102	157	371	61.83	I	147	21	
33	15ME1A0441	DUDDUPUDI LAKSHMIGAYATHRI	16	48	64	27	38	65	23	34	57	25	57	82	54	117	171	439	73.17	Dist	52	21	

S.No	Regd. No	Name of the Student	CMC			EMI			SC			WSN			PROJ			Total	Avg	Result	Rank	Credits	Back
35	15ME1A0443	GARAGA SRUJANI DEVI	23	57	80	25	35	60	25	41	66	22	42	64	59	103	162	432	72	Dist	72	21	
36	15ME1A0445	GEDDAM KODANDA RAMA RAO	26	42	68	26	32	58	24	42	66	21	38	59	59	125	184	435	72.5	Dist	67	21	
37	15ME1A0446	GEDDAM SIRI CHANDANA	27	47	74	26	37	63	22	35	57	16	44	60	60	123	183	437	72.83	Dist	59	21	
38	15ME1A0447	GHANTA HEMA	19	34	53	26	60	86	21	39	60	25	31	56	50	99	149	404	67.33	I	115	21	
39	15ME1A0448	GORLA CHANUKYA	21	42	63	24	36	60	21	33	54	17	47	64	54	93	147	388	64.67	I	136	21	
40	15ME1A0449	GORRELA GOPI CHAND	23	26	49	29	30	59	25	31	56	20	32	52	52	85	137	353	58.83	II	160	21	
41	15ME1A0450	GUDDATI MANOHARJOSHI	22	27	49	19	38	57	24	32	56	17	38	55	52	91	143	360	60	I	154	21	
42	15ME1A0451	GUDLA SAI MAHESWAR	23	34	57	29	18	47	24	19	43	18	8	26	53	109	162	335	55.83	Fail	169	12	3
43	15ME1A0452	GUNUKULA MOHINI SIVA SARANYA	25	54	79	26	53	79	25	44	69	21	58	79	60	124	184	490	81.67	Dist	6	21	
44	15ME1A0453	INDANA KEERTHI	26	29	55	30	39	69	22	40	62	27	33	60	59	124	183	429	71.5	Dist	78	21	
45	15ME1A0454	INDUKURI VIJAYA LAKSHMI	18	19	37	22	32	54	20	25	45	20	28	48	56	100	156	340	56.67	Fail	166	18	1
46	15ME1A0455	JAGADESHWAR VINAY VEERA	23	43	66	26	38	64	23	34	57	26	38	64	57	120	177	428	71.33	Dist	82	21	
47	15ME1A0456	JAGARLAMUDI SAI PRANEETHA	23	53	76	26	48	74	23	45	68	23	45	68	56	126	182	468	78	Dist	22	21	
48	15ME1A0457	JAMPA PAUL NISHIT RAJ	17	32	49	22	30	52	24	31	55	17	30	47	55	102	157	360	60	I	154	21	
49	15ME1A0458	JAMPANI SAI TEJA	24	48	72	29	41	70	26	28	54	23	46	69	60	125	185	450	75	Dist	42	21	
50	15ME1A0459	JOGI KANAKA MAHA LAKSHMI	21	11	32	21	15	36	20	19	39	22	0	22	51	90	141	270	45	Fail	175	9	4
51	15ME1A0460	JUJUVARAPU KEERTHI PRAVEENA	22	27	49	26	14	40	21	42	63	21	30	51	57	125	182	385	64.17	Fail	140	18	1
52	15ME1A0462	KAMIREDDY PATTABHI RAMAIAH	19	15	34	14	2	16	22	13	35	20	5	25	58	98	156	266	44.33	Fail	177	9	4
53	15ME1A0463	KAMIREDDY RAJESH	22	56	78	24	42	66	25	27	52	26	34	60	59	110	169	425	70.83	Dist	86	21	
54	15ME1A0464	KANDULA RUPA TEJASWI	24	53	77	25	32	57	24	36	60	23	43	66	58	119	177	437	72.83	Dist	59	21	
55	15ME1A0465	KANIKICHERLA LIKHITA	25	37	62	20	17	37	25	45	70	27	41	68	58	115	173	410	68.33	Fail	108	18	1
56	15ME1A0467	KATI SWAROOP	16	0	16	16	0	16	18	-1	17	21	0	21	50	100	150	220	36.67	Fail	183	9	4
57	15ME1A0468	KATRU LAKSHMI ANUSHA	23	58	81	24	53	77	24	40	64	26	45	71	57	133	190	483	80.5	Dist	9	21	
58	15ME1A0469	KAVALAKUNTLA PREETHI MRUDULA	22	40	62	19	34	53	22	24	46	24	44	68	56	110	166	395	65.83	I	129	21	
59	15ME1A0470	CHINTAMANENI SAI KIRAN	19	0	19	17	19	36	20	7	27	20	0	20	58	98	156	258	43	Fail	179	9	4
60	15ME1A0471	KOLLI SASIKALA	24	45	69	28	41	69	25	42	67	27	45	72	60	133	193	470	78.33	Dist	21	21	
61	15ME1A0472	KOLLURU KUSUMA	27	53	80	22	48	70	24	35	59	26	47	73	60	134	194	476	79.33	Dist	15	21	
62	15ME1A0473	KOLUKULURICHINNARI	22	55	77	25	47	72	24	33	57	23	53	76	60	135	195	477	79.5	Dist	14	21	
63	15ME1A0474	KOMMU HEPSIBHA JANE	23	29	52	19	45	64	23	44	67	26	43	69	58	128	186	438	73	Dist	54	21	
64	15ME1A0475	KONAKALAGIRIDHAR	20	35	55	19	30	49	18	37	55	16	31	47	57	100	157	363	60.5	I	152	21	
65	15ME1A0476	KONNE SPANDANA	20	44	64	20	32	52	25	32	57	25	36	61	59	129	188	422	70.33	Dist	89	21	
66	15ME1A0477	KOPPULA JYOTSNA	22	47	69	23	36	59	23	29	52	23	49	72	56	130	186	438	73	Dist	54	21	
67	15ME1A0478	KOPPULA UJWAL SAI KUMAR	19	27	46	23	30	53	23	39	62	19	27	46	58	133	191	398	66.33	I	122	21	
68	15ME1A0479	KOPPULAVURI CHAITANYA KRISHNA	21	25	46	24	24	48	24	27	51	26	31	57	60	130	190	392	65.33	I	132	21	
69	15ME1A0481	KOTIPALLI LAKSHMIKALA	26	61	87	27	36	63	25	43	68	25	58	83	60	136	196	497	82.83	Dist	3	21	
70	15ME1A0482	KOTIPALLI SRI RAMACHANDRA	22	44	66	17	24	41	25	16	41	20	33	53	59	128	187	388	64.67	Fail	136	18	1
71	15ME1A0483	KUNNA VISWANATH	22	32	54	17	31	48	23	29	52	18	29	47	52	102	154	355	59.17	II	157	21	
72	15ME1A0484	LANKALAPALLI BHAVANI	25	43	68	26	31	57	24	40	64	25	39	64	59	120	179	432	72	Dist	72	21	
73	15ME1A0485	MAADANA SURESH KUMAR	23	45	68	25	36	61	23	38	61	26	49	75	58	113	171	436	72.67	Dist	63	21	
74	15ME1A0486	MADANA BHARATH	20	47	67	24	24	48	21	26	47	20	30	50	55	100	155	367	61.17	I	150	21	
75	15ME1A0487	MAHMED SALMABAJID	19	53	72	23	38	61	27	46	73	24	45	69	59	134	193	468	78	Dist	22	21	
76	15ME1A0489	MANDAVA GAYATHRI	24	37	61	28	38	66	26	39	65	27	44	71	60	135	195	458	76.33	Dist	31	21	

S.No	Regd. No	Name of the Student	CMC			EMI			SC			WSN			PROJ			Total	Avg	Result	Rank	Credits	Back
77	15ME1A0490	MARADANI BOSE BABU	23	51	74	24	37	61	24	39	63	23	56	79	55	123	178	455	75.83	Dist	34	21	
78	15ME1A0491	MARADANI LAVANYA SRIDEVI	22	55	77	22	30	52	23	37	60	25	62	87	59	130	189	465	77.5	Dist	25	21	
79	15ME1A0492	MARAGANIBHARATHI	20	49	69	23	38	61	23	29	52	25	34	59	52	128	180	421	70.17	Dist	91	21	
80	15ME1A0493	MAYIRIAJAY	18	38	56	18	8	26	16	20	36	20	-1	19	55	102	157	294	49	Fail	173	12	3
81	15ME1A0495	MEDIKONDA SWATHI	22	55	77	21	37	58	23	31	54	24	35	59	58	128	186	434	72.33	Dist	70	21	
82	15ME1A0496	MERUGU NAVYASRI	22	44	66	23	42	65	24	37	61	24	45	69	58	118	176	437	72.83	Dist	59	21	
83	15ME1A0497	MOHAMMED MEENAZ	21	51	72	22	32	54	26	35	61	23	33	56	57	117	174	417	69.5	I	97	21	
84	15ME1A0498	MOKKAPATI HARSHANATH	21	28	49	27	30	57	20	36	56	23	33	56	60	135	195	413	68.83	I	102	21	
85	15ME1A0499	MORLA MOUNIKA	17	48	65	18	37	55	25	38	63	19	40	59	58	129	187	429	71.5	Dist	78	21	
86	15ME1A04A0	MORLA PURNACHAND	20	0	20	16	2	18	16	3	19	16	-1	15	50	103	153	225	37.5	Fail	182	9	4
87	15ME1A04A1	MULAGALA PRAVEEN	22	54	76	23	52	75	24	47	71	23	41	64	60	132	192	478	79.67	Dist	12	21	
88	15ME1A04A2	MUVVALA TANUJ NAGENDRA PA	23	34	57	28	33	61	23	31	54	25	33	58	56	124	180	410	68.33	I	108	21	
89	15ME1A04A3	NAGANABOYINA PUSHPA LATHA	20	46	66	17	34	51	24	25	49	26	37	63	59	125	184	413	68.83	I	102	21	
90	15ME1A04A5	NAKKA ASRITHA	23	48	71	19	31	50	25	29	54	23	43	66	59	128	187	428	71.33	Dist	82	21	
91	15ME1A04A6	NANGULURI AVINASH	25	51	76	28	50	78	24	41	65	24	51	75	60	135	195	489	81.5	Dist	7	21	
92	15ME1A04A7	NARASUPALLI PRASANTHI	23	41	64	25	36	61	23	44	67	25	40	65	58	129	187	444	74	Dist	48	21	
93	15ME1A04A8	NEELAMSETTI LAKSHMI	25	52	77	23	34	57	24	46	70	22	52	74	57	122	179	457	76.17	Dist	32	21	
94	15ME1A04A9	NEKKALAPU GOPICHAND	22	59	81	25	31	56	24	35	59	22	48	70	59	130	189	455	75.83	Dist	34	21	
95	15ME1A04B2	NITTA DHARMENDRA	17	43	60	19	34	53	20	9	29	17	27	44	50	100	150	336	56	Fail	167	18	1
96	15ME1A04B4	NUVVULA KRISHNA BHARGAV	22	37	59	17	0	17	20	29	49	23	30	53	57	124	181	359	59.83	Fail	156	18	1
97	15ME1A04B6	PAKALAPATI MANEESHA	24	60	84	23	37	60	26	61	87	24	51	75	60	135	195	501	83.5	Dist	2	21	
98	15ME1A04B7	PALAPARTHI JHANSI	26	42	68	29	31	60	24	52	76	24	55	79	58	132	190	473	78.83	Dist	17	21	
99	15ME1A04B8	PALLAGANIKERTHANA	21	56	77	26	47	73	24	53	77	24	48	72	60	132	192	491	81.83	Dist	5	21	
100	15ME1A04B9	PALLELA VASANTHA LAKSHMI	21	38	59	21	31	52	23	43	66	23	34	57	59	125	184	418	69.67	I	96	21	
101	15ME1A04C0	PALNATI SIRISHA	22	32	54	17	24	41	24	50	74	25	40	65	58	120	178	412	68.67	I	105	21	
102	15ME1A04C1	PAMIREDDY SUSANTHI	23	53	76	27	46	73	24	56	80	25	53	78	58	100	158	465	77.5	Dist	25	21	
103	15ME1A04C2	PAMPANA LAKSHMI NANDINI	23	56	79	23	56	79	24	15	39	25	58	83	60	125	185	465	77.5	Fail	25	18	1
104	15ME1A04C3	PARASA SRI PUJITHA	21	39	60	22	31	53	23	44	67	27	34	61	57	90	147	388	64.67	I	136	21	
105	15ME1A04C4	PAREPALLI ANIL KUMAR	22	27	49	18	17	35	19	68	87	22	41	63	58	100	158	392	65.33	Fail	132	18	1
106	15ME1A04C5	PARVATHANENI DEEKSHIT KRISHNA	22	43	65	21	35	56	26	39	65	23	49	72	54	110	164	422	70.33	Dist	89	21	
107	15ME1A04C6	PATHURI SRI VENKAT	24	47	71	23	34	57	23	39	62	22	45	67	59	135	194	451	75.17	Dist	40	21	
108	15ME1A04C7	PEDDIBOINA GOWTHAMI	21	34	55	23	35	58	23	42	65	26	38	64	58	130	188	430	71.67	Dist	76	21	
109	15ME1A04C8	PENMATS A PRAVEEN VARMA	23	67	90	24	33	57	28	47	75	25	49	74	60	115	175	471	78.5	Dist	18	21	
110	15ME1A04C9	PILLA NAGADURGAPRASAD	23	49	72	20	27	47	23	46	69	25	46	71	59	98	157	416	69.33	I	98	21	
111	15ME1A04D0	PINNAMANENI BABY CHANDINI DEVI	26	50	76	24	41	65	24	35	59	25	29	54	58	135	193	447	74.5	Dist	45	21	
112	15ME1A04D1	PISSEY PAVAN SAI	21	44	65	28	36	64	27	37	64	22	37	59	60	125	185	437	72.83	Dist	59	21	
113	15ME1A04D2	POGIRI KIRANMAI	24	61	85	25	39	64	24	48	72	24	49	73	59	130	189	483	80.5	Dist	9	21	
114	15ME1A04D3	PONANGI V S V VISHU VARDHAN	18	0	18	20	0	20	20	29	49	19	4	23	55	95	150	260	43.33	Fail	178	12	3
115	15ME1A04D4	PURRI SRAVANA SAI KUMAR	23	49	72	23	40	63	25	32	57	24	34	58	54	108	162	412	68.67	I	105	21	
116	15ME1A04D5	PUTTI SUMA	21	29	50	20	26	46	21	42	63	21	24	45	55	95	150	354	59	II	158	21	
117	15ME1A04D6	PUTTI TIRUMALA VENKATA SAI	22	56	78	24	36	60	26	69	95	24	53	77	59	135	194	504	84	Dist	1	21	
118	15ME1A04D7	RAJULAPATI SNIGDHA SREE	21	54	75	28	28	56	26	36	62	26	38	64	58	120	178	435	72.5	Dist	67	21	

S. No	Regd. No	Name of the Student	CMC			EMI			SC			WSN			PROJ			Total	Avg	Result	Rank	Credits	Back
161	16ME5A0404	CHENNAM NAGENDRA VARMA	21	54	75	27	38	65	16	36	52	21	34	55	58	104	162	409	68.17	I	110	21	
162	16ME5A0405	CHINTALA TEJA	22	40	62	28	32	60	26	33	59	18	19	37	53	113	166	384	64	Fail	141	18	1
163	16ME5A0406	DODDI PRUDHVI RAJ	25	40	65	27	24	51	24	36	60	26	24	50	52	105	157	383	63.83	I	143	21	
164	16ME5A0407	DWARAPUDI BHAVANI SANKAR	23	32	55	22	32	54	22	25	47	24	38	62	59	118	177	395	65.83	I	129	21	
165	16ME5A0408	EETHAKOTA SAIKRISHNA	22	44	66	28	29	57	24	35	59	25	41	66	56	112	168	416	69.33	I	98	21	
166	16ME5A0409	GHANTA SATYA PHANI KRISHNA	23	49	72	25	27	52	23	50	73	25	38	63	59	119	178	438	73	Dist	54	21	
167	16ME5A0410	JUPUDI KAMALA PRIYA	23	46	69	23	42	65	22	41	63	26	32	58	59	134	193	448	74.67	Dist	43	21	
168	16ME5A0411	K M N V RAJ KUMAR	20	41	61	23	33	56	22	29	51	24	32	56	58	125	183	407	67.83	I	112	21	
169	16ME5A0412	KALLEPALLI KIRAN	21	29	50	20	34	54	23	34	57	25	46	71	55	118	173	405	67.5	I	113	21	
170	16ME5A0413	KARANAM NAGA VENKATA LAKSHMI	22	30	52	20	38	58	23	45	68	23	43	66	58	127	185	429	71.5	Dist	78	21	
171	16ME5A0414	KARANAM VINEELA	23	49	72	23	42	65	24	45	69	28	42	70	60	135	195	471	78.5	Dist	18	21	
172	16ME5A0415	KILADI TULASI NAGA VALLI	20	45	65	24	31	55	24	47	71	23	38	61	57	110	167	419	69.83	I	92	21	
173	16ME5A0416	KOLLETI VENKATA DURGA PRASAD	21	35	56	22	30	52	21	38	59	23	38	61	57	115	172	400	66.67	I	119	21	
174	16ME5A0417	MEKALA DORABABU	20	48	68	20	41	61	22	44	66	23	35	58	60	128	188	441	73.5	Dist	50	21	
175	16ME5A0418	NULU GAYATHRI	23	27	50	14	15	29	24	25	49	21	13	34	59	127	186	348	58	Fail	163	15	2
176	16ME5A0419	PANDI CHINTAYYA	19	39	58	19	8	27	23	32	55	24	32	56	50	90	140	336	56	Fail	167	18	1
177	16ME5A0420	PUTTEPU POSI SUBRAHMANYAM	17	39	56	17	29	46	22	38	60	25	43	68	58	110	168	398	66.33	I	122	21	
178	16ME5A0421	PUTTI SRI RAMA MURTHY	17	30	47	17	44	61	18	41	59	22	25	47	50	90	140	354	59	II	158	21	
179	16ME5A0422	RAJABOINA NAGALAKSHMANA RAO	22	48	70	25	41	66	24	51	75	20	40	60	56	130	186	457	76.17	Dist	32	21	
180	16ME5A0423	RAVANAM LAVANYA	20	38	58	20	31	51	23	52	75	24	30	54	59	100	159	397	66.17	I	124	21	
181	16ME5A0424	SHAIK SAYYAD	17	43	60	24	30	54	25	37	62	20	48	68	56	103	159	403	67.17	I	116	21	
182	16ME5A0425	SOMALA JYOTHI	24	66	90	26	54	80	25	46	71	21	53	74	60	120	180	495	82.5	Dist	4	21	
183	16ME5A0426	SYED NAZEER	20	51	71	24	33	57	23	48	71	22	47	69	60	110	170	438	73	Dist	54	21	
184	16ME5A0427	TAMMINA BHAVANI	24	45	69	24	36	60	22	66	88	24	38	62	58	126	184	463	77.17	Dist	29	21	

Number of Failures(Sub Wise)	11	21	13	18	0
Pass Percentage (Sub Wise)	94	89	93	90.2	100
Failure Percentage(Sub Wise)	6	11	7.1	9.78	0
Maximum Mark (Sub Wise)	90	87	95	87	196
Minimum Mark (Sub Wise)	7	5	17	8	137
Average Mark (Sub Wise)	62	56	58	59	174
No of Student Secured >=70 %	55	21	25	46	184
No of Student Secured >=60 & <70%	56	61	61	58	0
No of Student Secured <60 %	73	102	98	80	0
Number of Passes	155				
Number of Failures	29				
Overall Pass Percentage	84.24				
Overall Failure Percentage	15.76				

I	II	III	IV	V	VI	>=VI
14	4	3	8	0	0	0

>=80	11
>=70 & < 80	79
>=60 & < 70	59
>=50 & < 60	6
<50	0
Total	155


HOD:ECB

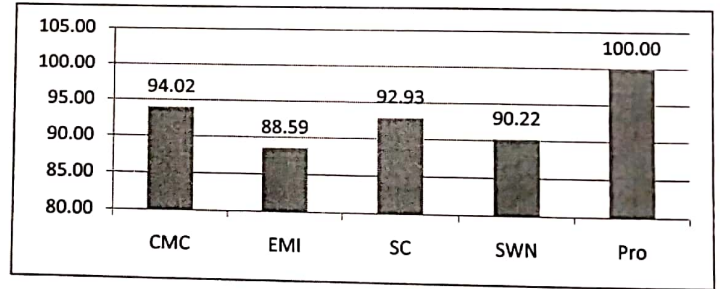

Principal

Ramachandra College of Engineering - Eluru
Department of Electronics and Communication Engineering
Academic Performance of IV -II - B. Tech, ECE, 2015 Batch

Sl. #	Subject Code		Subject Name	No. of Pass	% of PASS	Faculty
1	RT42041	CMC	CELLULAR MOBILE COMMUNICATION	173	94.02	Mr.Ch.Joji Babu(A)/Mrs. P. Bhagyasri (B & C)
2	RT42042	EMI	ELECTRONIC MEASUREMENTS AND INSTRUMENTAT	163	88.59	Prof. Jagan Mohan Rao(C)/Prof.B.S.Sathish(A) /V.Sushma (B)
3	RT42043A	SC	SATELLITE COMMUNICATION	171	92.93	Mr.NVDP Murthy(B)/ Mr. M. Ravi Kiran(A & C)
4	RT42044A	SWN	WIRELESS SENSORS AND NETWORKS	166	90.22	Mr. A. Rajesh Naidu (A&C), Mr. Joji Babu (B)
5	RT42045	Pro	Project	184	100.00	

No. of Single Failures	14
No. of Double Failures	4
No. of Triple Failures	3
No. of Quadraple Failures	8
No. of Penta Failures	0
All Pass	155

Total Number of Students Registered 184
 All PASS 155
 Overall Pass percentage 84.24




 HOD

~~Principal~~

105	15ME1A05A5	TOLAM VAMSI KRISHNA	20	36	56	20	28	48	18	36	54	22	24	46	52	132	184	388	64.7	I	96	18	
106	15ME1A05A6	TRICHINAPALLI JAYA CHANDINI	22	39	61	22	43	65	20	32	52	24	54	78	55	136	191	447	74.5	Dist	23	21	
107	15ME1A05A7	TUMMALA ANVESH	4	25	29	0	-1	-1	0	-1	-1	5	8	13	40	110	150	190	31.7	Fail	117	9	3
108	15ME1A05A8	TUMMALA SAI KAMLISH	4	-1	3	0	-1	-1	8	-1	7	5	-1	4	40	110	150	163	27.2	Fail	118	9	4
110	15ME1A05B0	VALAPUDASU SANDHYA VANI	23	48	71	20	28	48	22	54	76	22	36	58	54	139	193	446	74.3	Dist	24	21	
111	15ME1A05B1	VALAPULA PAVANI	20	36	56	21	37	58	22	35	57	24	37	61	53	137	190	422	70.3	Dist	59	21	
112	15ME1A05B2	VANGA TEJASWINI NAIDU	23	38	61	18	46	64	24	44	68	25	40	65	54	131	185	443	73.8	Dist	31	21	
113	15ME1A05B3	VASA SAI HARSHA	21	29	50	21	36	57	19	24	43	23	30	53	50	132	182	385	64.2	I	97	18	
114	15ME1A05B4	VEDURUPARTHI YOGA APARNA	23	44	67	19	28	47	24	39	63	24	36	60	48	136	184	421	70.2	Dist	61	21	
115	15ME1A05B5	VEGESNA MANASA	23	37	60	20	28	48	25	29	54	24	38	62	55	139	194	418	69.7	I	65	21	
116	15ME1A05B6	HEMA SAI KRISHNA	21	46	67	15	39	54	15	33	48	20	39	59	50	134	184	412	68.7	I	75	21	
117	15ME1A05B7	YADA TARUN	18	31	49	17	38	55	13	9	22	25	31	56	52	131	183	365	60.8	Fail	108	18	1
119	15ME1A05B9	YERAPOTHU JAHNAVI	25	40	65	18	28	46	24	44	68	24	40	64	59	139	198	441	73.5	Dist	32	21	
120	15ME1A05C0	ZAINAB BI DILSHAD	23	40	63	19	37	56	23	34	57	24	43	67	55	136	191	434	72.3	Dist	43	21	
122	14ME1A05B5	REBBA SIVA RAMA KRISHNA	18	31	49	15	5	20	12	11	23	23	25	48	40	120	160	300	50	Fail	114	12	2
123	16ME5A0501	CHINTAPATLA RAJESH	21	49	70	24	35	59	19	42	61	22	48	70	58	130	188	448	74.7	Dist	19	21	
124	16ME5A0502	JOJAPU PAVAN KUMAR	24	31	55	22	41	63	21	30	51	25	34	59	59	138	197	425	70.8	Dist	55	21	
126	16ME5A0504	V S SAI SARATH KUMAR REDDY	21	25	46	17	31	48	26	33	59	23	35	58	55	130	185	396	66	I	88	18	
127	14ME1A0576	P PRASANNA ANJANEYA REDDY	17	37	54	18	28	46	16	37	53	19	32	51	50	130	180	384	64	I	99	21	
128	13ME1A0522	DULLA SANTHI RATNAM	22	26	48	21	25	46	23	27	50	23	40	63	56	131	187	394	65.7	I	91	18	

Number of Failures(Sub Wise)	3	5	17	3	0
Pass Percentage (Sub Wise)	97.5	95.8	85.6	97.5	100
Failure Percentage(Sub Wise)	3	4	14.4	3	0
Maximum Mark (Sub Wise)	84	75	80	85	198
Minurum Mark (Sub Wise)	3	-1	-1	4	150
Average Mark (Sub Wise)	59	52	54	62	187
No of Student Secured >=70 %	18	2	8	28	118
No of Student Secured >=60 & <70%	39	18	32	46	0
No of Student Secured <60 %	61	98	78	44	0

>=80	2
>=70 & < 80	62
>=60 & < 70	45
>=50 & <60	5
<50	4
Total	118

Number of Passes	104
Number of Failures	14

I	II	III	IV		
9	1	1	3		

Overall Pass Percentage	88.14
Overall Failure Percentage	11.86

10
Academic Coordinator
Mr. P. Chakradhar

HOD
Dr. G. Binivasa Rao

18/11/2017
Dean Academic
Mr. Pachankani

PRINCIPAL
Dr. DULA SANJAY S


Department of Management studies
II MBA IV Semester Final Results (2018-'19 Batch)

S.No	Regd. No	Name of the Student	LSCM	ED	FMS	GFM	RM	TM	SM	PDM	GMM	SCM	ODCM	OHRM	LWL	MIR	Total	Avg	Result	Rank	Backlogs							
			IN	EX	IN	EX	IN	EX	IN	EX	IN	EX	IN	EX	IN	EX						IN	EX					
1	17ME1E0001	ADABALA PRASANTH KUMAR	30	27	35	31	*	*	*	*	*	*	*	*	*	25	34	26	26	29	355	59.2	II	98				
2	17ME1E0002	ALAPATI MOUNIKA RAJYA LAKSHMI	34	25	37	28	34	30	32	40	39	33	38	29	*	*	*	*	*	*	399	66.5	I	52				
3	17ME1E0003	ALLA UMAMAHESWARI	36	38	40	33	*	*	*	*	*	*	*	*	*	38	32	38	31	38	33	39	30	426	71	I	14	
4	17ME1E0004	ALLADI KALYANI	36	43	39	32	37	26	36	32	39	34	39	32	*	*	*	*	*	*	425	70.8	I	15				
5	17ME1E0005	AMPASALA RAMA KRISHNA	32	30	37	32	37	26	37	30	37	30	39	24	*	*	*	*	*	*	391	65.2	I	63				
6	17ME1E0006	PANI PULETI BALA DURGA SIMBACHALAM	33	28	37	28	36	28	37	16	39	26	36	27	*	*	*	*	*	*	371	61.8	F	81	I			
7	17ME1E0007	ANGARA HDV LAKSHMI PRAVALIKA	36	33	39	31	*	*	*	*	*	*	*	*	*	37	30	38	24	38	40	38	41	425	70.8	I	15	
8	17ME1E0008	BALLA NIKHILA	40	34	40	39	39	31	38	51	39	40	40	46	*	*	*	*	*	*	477	79.5	I	1				
9	17ME1E0009	BATCHU VINEESHA	24	1	27	1	*	*	*	*	*	*	*	*	*	28	1	23	1	34	1	27	1	157	26.2	F	107	6
10	17ME1E0010	BHARATHIALA KUMARI	27	32	26	34	27	33	27	37	29	34	27	30	*	*	*	*	*	*	363	60.5	I	92				
11	17ME1E0011	BODA SUNIL KUMAR	31	27	36	25	36	24	36	12	37	24	38	24	*	*	*	*	*	*	350	58.3	F	100	I			
12	17ME1E0012	BOMMI PRAVALIKA	38	30	38	34	36	25	36	38	38	42	37	31	*	*	*	*	*	*	423	70.5	I	19				
13	17ME1E0013	BOORLE VASANTHA SUBHASHINI	26	37	29	35	*	*	*	*	*	*	*	*	*	29	33	29	25	28	30	20	41	362	60.3	I	93	
14	17ME1E0014	GULLAPALLI ADITYA	32	37	35	29	*	*	*	*	*	*	*	*	*	34	28	37	28	34	40	36	29	399	66.5	I	52	
15	17ME1E0015	BUNGA HIMABINDU	36	24	37	35	*	*	*	*	*	*	*	*	*	34	28	37	25	36	36	38	30	396	66	I	56	
16	17ME1E0016	BURUGADDA KANDALAI SINDHU	36	31	36	34	*	*	*	*	*	*	*	*	*	34	37	37	28	38	38	37	30	416	69.3	I	28	
17	17ME1E0017	CHALAMALA SATYANARAYANA	32	29	35	28	*	*	*	*	*	37	24	33	31	37	24	38	32	*	*	*	*	378	63	I	75	
18	17ME1E0018	CHANNAM ANURADHA	34	30	37	35	*	*	*	*	*	*	*	*	*	37	26	36	28	34	35	38	41	411	68.5	I	35	
19	17ME1E0019	CHILAKA LAKSHMANA TEJA	30	27	37	28	37	24	36	27	38	24	37	17	*	*	*	*	*	*	362	60.3	F	93	I			
20	17ME1E0020	CHINNI PRIANNDRA KUMAR	31	24	31	31	33	25	30	38	31	25	32	31	*	*	*	*	*	*	362	60.3	I	93				
21	17ME1E0021	VAMSISARATHI KUMAR CHINTHALACHERUVU	31	32	35	40	*	*	*	*	*	36	30	34	30	37	26	34	41	*	*	*	*	406	67.7	I	43	
22	17ME1E0022	CHITTLURI S S B G APPARAO	31	35	35	36	*	*	*	*	*	37	33	32	33	36	28	34	36	*	*	*	*	406	67.7	I	43	
23	17ME1E0023	CHODAGIRI ASOK KUMAR	30	28	35	32	35	32	29	26	35	25	32	25	*	*	*	*	*	*	364	60.7	I	90				
24	17ME1E0024	DASARI LAKSHMANA	37	30	37	40	*	*	*	*	*	37	26	35	30	37	24	38	35	*	*	*	*	406	67.7	I	43	
25	17ME1E0025	DASARI LIKHITHA	38	33	38	30	*	*	*	*	*	*	*	*	*	36	34	38	24	38	44	39	26	418	69.7	I	26	
26	17ME1E0026	DEVISETTI SRIKANTHI	35	30	36	30	*	*	*	*	*	37	30	33	32	36	29	39	34	*	*	*	*	401	66.8	I	50	
27	17ME1E0027	ELIJE NAGA SURESH BABU	30	32	33	30	34	32	32	24	34	31	30	29	*	*	*	*	*	*	371	61.8	I	81				
28	17ME1E0028	GADDADI ASHOK CHAKRAVARTHI	22	16	28	1	20	10	20	3	20	18	20	15	*	*	*	*	*	*	191	31.8	F	106	6			
29	17ME1E0029	GAJJA RAMYA	30	32	35	33	*	*	*	*	*	*	*	*	*	33	34	34	27	34	35	28	42	397	66.2	I	55	
30	17ME1E0031	GARLAPATI NAGA JYOTHI	36	39	39	33	37	29	38	40	38	42	39	33	*	*	*	*	*	*	443	73.8	I	8				
31	17ME1E0032	GOLLA RAGHAVENDRA SIVANAGARAJU	36	46	38	33	36	30	34	32	38	30	38	29	*	*	*	*	*	*	420	70	I	24				
32	17ME1E0033	GOLLA RAKESH	32	26	34	31	*	*	*	*	*	*	*	*	*	35	33	36	24	34	25	35	25	370	61.7	I	85	
33	17ME1E0034	GOREPARTHI VINAY KUMAR	32	30	34	27	37	26	33	24	36	30	37	31	*	*	*	*	*	*	377	62.8	I	77				
34	17ME1E0037	GUDIPATI NAVEEN KUMAR	24	26	26	24	27	27	25	25	26	24	27	27	*	*	*	*	*	*	308	51.3	II	104				
35	17ME1E0038	GUDURI HIMA BINDU	34	29	37	29	36	27	34	35	38	24	37	25	*	*	*	*	*	*	385	64.2	I	69				
36	17ME1E0039	GOWTHU PAVAN KUMAR	33	25	28	31	28	27	27	35	29	31	29	35	*	*	*	*	*	*	358	59.7	I	96				
37	17ME1E0040	GURUDASU RADHA RUKMINI	38	34	37	31	35	39	36	40	38	31	40	42	*	*	*	*	*	*	444	74	I	7				
38	17ME1E0041	JONNAGIRI KIRAN KUMAR	28	25	35	30	34	27	29	24	35	26	31	29	*	*	*	*	*	*	353	58.8	II	09				

Sl. No.	Regd. No	Name of the Student	LSCM	ED	FMS	GFM	RM	TM	SM	PDM	OMM	SCM	ODCM	GHRM	LWL	MIR	Total	Avg Result	Rank	Backl out														
84	17ME1E0092	SANTA MUBEEN																																
85	17ME1E0093	SHAJK JAMEEL HUSSAIN	32	24	33	33	*	*	*	*	*	*	*	*	*	*	34	32	35	24	34	40	36	28	387	64.5	I	68						
86	17ME1E0094	SHAJK MANJUSHA	30	14	33	24	*	*	*	*	*	*	*	*	*	*	33	24	32	14	34	24	31	14	307	51.2	F	105	3					
87	17ME1E0095	SHAJK SAIBENA	37	35	37	36	37	41	33	40	38	46	33	41	*	*	*	*	*	*	*	*	*	*	*	454	75.7	DIS	4					
88	17ME1E0096	SHAJK SHAHNSHA	31	29	36	30	35	30	33	29	36	30	32	27	*	*	*	*	*	*	*	*	*	*	*	378	63	I	75					
89	17ME1E0097	SONGA VEERRAJU	38	37	39	42	37	35	38	36	39	48	38	31	*	*	*	*	*	*	*	*	*	*	*	458	76.3	DIS	3					
90	17ME1E0098	SYED IMRAN	20	-1	20	-1	20	-1	20	-1	20	-1	20	-1	*	*	*	*	*	*	*	*	*	*	*	114	19	F	108	6				
91	17ME1E0099	THADEPALLI VENKATA SUBBA LAKSHMI	29	28	34	40	35	32	30	40	34	29	29	28	*	*	*	*	*	*	*	*	*	*	*	388	64.7	I	66					
92	17ME1E00A0	THADISETTY ALEKHYA	39	28	39	32	*	*	*	*	*	*	*	*	*	*	37	35	37	26	38	42	39	36	428	71.3	I	13						
93	17ME1E00A1	THANAGALA ESTHERU	39	24	38	33	*	*	*	*	*	*	*	*	*	*	37	33	38	25	38	40	39	27	411	68.5	I	35						
94	17ME1E00A2	TULIMELLI KRUPARAO	30	31	34	40	34	27	31	28	32	33	25	28	*	*	*	*	*	*	*	*	*	*	*	373	62.2	I	80					
95	17ME1E00A3	VANAPALLI ANAND	35	28	35	25	35	35	36	40	37	42	39	28	*	*	*	*	*	*	*	*	*	*	*	449	74.8	DIS	5					
96	17ME1E00A4	VELPULA PRATHIBHA	37	34	39	38	38	39	37	40	37	40	40	30	*	*	*	*	*	*	*	*	*	*	*	408	68	I	40					
97	17ME1E00A5	VEMANA DEVA PRASADU	39	26	37	25	37	41	35	25	38	35	39	31	*	*	*	*	*	*	*	*	*	*	*	366	61	I	89					
98	17ME1E00A6	VEMULA SRIKANTH	32	24	35	30	36	27	32	30	35	26	35	24	*	*	*	*	*	*	*	*	*	*	*	417	69.5	I	27					
99	17ME1E00A7	YANAMANDALA RAMA KRISHNA	35	30	38	40	*	*	*	*	*	*	*	*	*	*	37	32	37	31	38	24	39	38	*	*	*	*	*	445	74.2	I	6	
100	17ME1E00A8	YANAMANDALA VENKATA NAGA UMA MAHESWARA RAO	34	29	34	25	*	*	*	*	*	*	*	*	*	*	37	16	36	32	37	25	38	26	*	*	*	*	*	369	61.5	F	86	1
101	17ME1E00A9	ILINDA A DURGA BHAVANI	31	30	36	34	35	32	33	24	37	32	39	25	*	*	*	*	*	*	*	*	*	*	*	*	388	64.7	I	66				
102	17ME1E00B0	SUGGULA POORNA VIJAY	39	30	38	36	36	42	38	26	39	40	40	35	*	*	*	*	*	*	*	*	*	*	*	*	439	73.2	I	9				
103	17ME1E00B1	VELLAMPALLI DIVYA	38	24	36	28	37	36	35	27	37	39	39	28	*	*	*	*	*	*	*	*	*	*	*	*	404	67.3	I	47				
104	17ME1E00B2	KASAGANI NAGENDRA KUMAR	34	24	34	29	36	35	32	40	34	25	30	27	*	*	*	*	*	*	*	*	*	*	*	*	380	63.3	I	73				
105	17ME1E00B3	YELETI MOHANA KRISHNA	32	26	35	25	36	24	32	40	34	24	31	28	*	*	*	*	*	*	*	*	*	*	*	*	367	61.2	I	88				
106	17ME1E00B4	PARASA RAJESH KUMAR	30	26	34	25	34	27	32	25	32	27	35	17	*	*	*	*	*	*	*	*	*	*	*	*	344	57.3	F	101	1			
107	17ME1E00B5	SREE RAJ MARASAKATLA	32	30	36	40	*	*	*	*	*	*	*	*	*	*	35	20	37	28	36	42	37	28	407	67.8	I	42						
108	17ME1E00B7	YARLAGADDA BHANU PRAKASH	37	29	37	38	37	36	37	28	37	31	37	30	*	*	*	*	*	*	*	*	*	*	*	*	414	69	I	32				

	LSCM	ED	FMS	GFM	RM	TM	SM	PDM	OMM	SCM	ODCM	GHRM	LWL	MIR		
Number of Failures(Sub Wise)	7	3	2	4	2	5	1	0	0	0	1	2	1	2	>=80	0
Pass Percentage (Sub Wise)	93.57	97.24	96.87	93.75	96.87	92.18	90.9	100	90.9	72.73	97	93.93	96	93	>=70 & < 80	13
Failure Percentage (Sub Wise)	6.43	2.76	3.13	6.25	3.13	7.82	9.1	0	9.1	27.27	3.04	6.07	4	7	>=60 & < 70	41
Maximum Mark (Sub Wise)	82	80	77	79	76	77	72	73	71	74	81	80	81	80	>=50 & < 60	33
Minimum Mark (Sub Wise)	21	20	22	21	24	26	25	24	23	25	26	23	22	26	<50	7
Average Mark (Sub Wise)	63	63	64	60	59	62	64	60	59	61	59	58	56	59		
No of Student Secured >=70 %	33	32	8	7	7	8	5	7	6	8	8	7	13	12		
No of Student Secured >=60 & <70%	32	39	40	31	32	32	8	10	12	17	16	13	12	14		
No of Student Secured <60 %	11	18	21	18	16	18	2	2	3	2	5	3	5	5		
Number of Passes	101	105	62	60	62	69	10	11	11	11	32	31	32	31		
Number of Failures	7	3	2	4	2	5	1	0	0	0	1	2	1	2		
Overall Pass Percentage	88.88															

Dean Academics

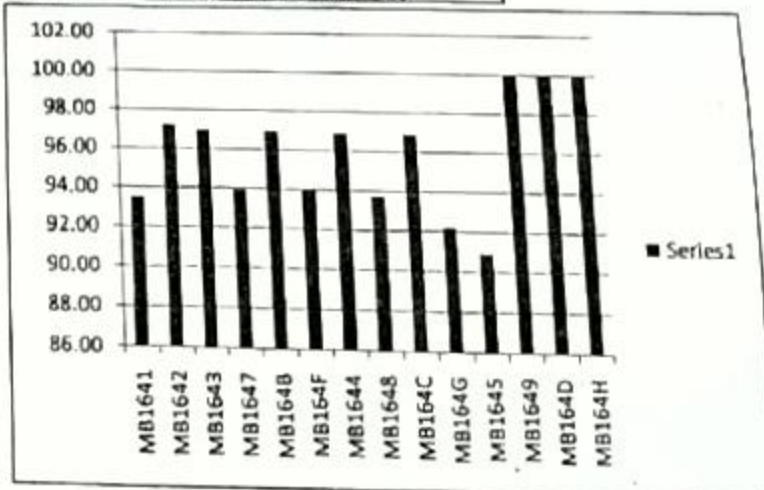
[Signature]
Head

[Signature]
Principal

RAMACHANDRA COLLEGE OF ENGINEERING: ELURU
DEPARTMENT OF MANAGEMENT STUDIES
Academic Performance of II- MBA IV-Semester (2017 Batch)

SLNO	Subject Code	Subject Name	Applied	Passed	Pass %	Faculty	No. of Single Failures	7
1	MB1641	LOGISTIC AND SUPPLY CHAIN MANAGEMENT	108	101	93.52	Mr.K.J.N.V.Narasareddy	No. of Double Failures	1
2	MB1642	ENTREPRENEURSHIP DEVELOPMENT	108	105	97.22	Dr.Ch.Siva Kumar	No. of Triple Failures	1
3	MB1643	ORGANIZATIONAL DEVELOPMENT & CHANGE MANA	33	32	96.97	Mrs.G.Swapna sabari	No. of Quadraple Failures	0
4	MB1647	GLOBAL HRM (HR) E-VI	33	31	93.94	Mrs.G.Swapna sabari	No. of Penta Failures	0
5	MB164B	LABOR WELFARE & LEGISLATION (HR) E-VII	33	32	96.97	Dr.B.Vamsi krishna	No. of Hexa Failures	3
6	MB164F	MANAGEMENT OF INDUSTRIAL RELATIONS (HR)	33	31	93.94	Mr.Ch.Malleswararao	No. of Hepta Failures	0
7	MB1644	FINANCIAL MARKETS AND SERVICES (FINANCE)	64	62	96.88	Mrs.K.Sri Durga	No. of Octa Failures	0
8	MB1648	GLOBAL FINANCIAL MANAGEMENT (FINANCE) E-	64	60	93.75	Mr.T.Dileep	All Pass	96
9	MB164C	RISK MANAGEMENT (FINANCE) E-VII	64	62	96.88	Mr.U.Gangadhra rao		
10	MB164G	TAX MANAGEMENT (FINANCE) E-VIII	64	59	92.19	Mr.G.Prabhu		
11	MB1645	SERVICES MARKETING (MARKETIN) E-V	11	10	90.91	Mr.N.Babu		
12	MB1649	PROMOTIONAL DISTRIBUTION MANAGEMENT (MAR	11	11	100.00	Mr.K.J.N.V.Narasareddy		
13	MB164D	GLOBAL MARKETING MANAGEMENT (MARKETING)	11	11	100.00	Mr.N.Babu		
14	MB164H	SUPPLY CHAIN MANAGEMENT (MARKETING) E-VI	11	11	100.00	Mr.Ch.Malleswararao		
TOTAL NUMBER OF STUDENTS REGISTERED			108					
NO OF STUDENTS PASSED			96					
Overall Pass Percentage				88.88				

TOP 3 RANKERS			
HT No.	Name	Rank	%
17ME1E0008	BALLA NIKHILA	1	79.50
17ME1E0084	POLUKONDA PRAMEELA RANI	2	78.00
17ME1E0096	SHAIK SHAHENSHA	3	76.30



[Signature]
1100

Dean Academics

[Signature]
PRINCIPAL



RAMACHANDRA COLLEGE OF ENGINEERING



(Approved by AICTE, New Delhi, Affiliated to JNTUK: Kakinada)
NH-5 Bypass Road, Vaturu (V), ELURU - 534 007, A. P.

DEPARTMENT OF COMPUTER SCIENCE & ENGINEERING

I/II M Tech II Semester Final Results (2016-'18 Batch)

S.No	Regd. No	Name of the Student	SE(E-1)			MC(E-2)			CS			CN			BDA			AUP			CSE LAB-II			Total	Average	Result	Rank	Credits	Backlogs
			Int	Ext	Tot	Int	Ext	Tot	Int	Ext	Tot	Int	Ext	Tot	Int	Ext	Tot	Int	Ext	Tot	Int	Ext	Tot						
1	17ME1D5801	ADURTHY BHAVANA	35	28	63	31	29	60	32	37	69	27	26	53	30	39	69	30	26	56	32	50	82	452	64.57	I	11	7	
2	17ME1D5802	DESABATHULA RATHNA KUMARI	38	31	69	33	44	77	36	50	86	36	30	66	34	46	80	39	24	63	34	50	84	525	75	Dist	5	7	
3	17ME1D5804	CHEGUGUNDI DURGA BHAVANI	37	29	66	33	52	85	36	51	87	36	30	66	33	42	75	40	26	66	34	51	85	530	75.71	Dist	4	7	
4	17ME1D5805	GUNDIMEDA NAVYASRI	35	27	62	30	37	67	32	49	81	32	24	56	30	32	62	28	25	53	32	49	81	462	66	I	9	7	
5	17ME1D5807	KUCHI HARI PHANI CHANDANA	38	24	62	33	32	65	35	33	68	36	27	63	30	40	70	40	24	64	34	52	86	478	68.29	I	7	7	
6	17ME1D5808	MADALA SAI MOUNIKA	35	24	59	31	37	68	32	27	59	34	24	58	29	26	55	38	8	46	35	52	87	432	61.71	Fail	12	6	1
7	17ME1D5809	PALLE KISHORE	37	28	65	31	34	65	32	37	69	31	30	61	32	48	80	35	9	44	34	49	83	467	66.71	Fail	8	6	1
8	17ME1D5810	POGIRI INDU SOWJANYA	37	30	67	35	50	85	34	50	84	36	32	68	35	39	74	38	28	66	38	54	92	536	76.57	Dist	2	7	
9	17ME1D5811	POLUKONDA VENKATA NAGA ANIL	37	27	64	32	29	61	34	33	67	28	24	52	34	38	72	36	24	60	34	48	82	458	65.43	I	10	7	
10	17ME1D5812	RAMADEVI AREPALLI	37	26	63	31	50	81	35	50	85	35	32	67	35	46	81	40	28	68	35	52	87	532	76	Dist	3	7	
11	17ME1D5813	DEEPTHI K VINNAKOTA	35	28	63	30	25	55	34	26	60	31	-1	31	33	-1	33	36	-1	36	35	50	85	363	51.86	Fail	13	4	3
12	17ME1D5814	KATIKINENT AHNA	37	28	65	35	47	82	34	44	78	33	32	65	34	41	75	39	26	65	38	54	92	522	74.57	Dist	6	7	
13	17ME1D5815	GOVARDHANAM VARADA RAJKUMAR	39	29	68	31	50	81	34	52	86	36	36	72	34	50	84	37	26	63	33	51	84	538	76.86	Dist	1	7	
14	17ME1D5816	PASUPELETI SUNITHA	27	-1	27	24	-1	24	28	-1	28	22	24	46	26	-1	26	26	7	33	30	49	79	263	37.57	Fail	14	2	5

Number of Failures(Sub Wise)	1	1	1	1	2	4	0
Pass Percentage (Sub Wise)	92.9	92.86	92.86	92.86	85.71	71.43	100
Failure Percentage(Sub Wise)	7.14	7.1429	7.1429	7.1429	14.286	28.571	0
Maximum Mark (Sub Wise)	69	85	87	72	84	68	92
Minumum Mark (Sub Wise)	27	24	28	31	26	33	79
Average Mark (Sub Wise)	62	68	72	59	67	56	85
No of Student Secured >=70 %	0	6	7	1	9	0	14
No of Student Secured >=60 & <70%	12	6	5	7	2	8	0
No of Student Secured <60 %	2	2	2	6	3	6	0

Number of Passes	10	I	II	III	IV	V	VI	>=VII
Number of Failures	4	2	0	1	0	1	0	0

Overall Pass Percentage	71.43
Overall Failure Percentage	28.57

Abaddon Co-ordinator
Mr. P. Chakrabhar

HOD
Dr. G. Brinivasa Rao

Dean Academic
Mr. Pachankan

PRINCIPAL
Dr. DOLA SANJAY S



RAMACHANDRA COLLEGE OF ENGINEERING

NH-5 Bypass Road, Vatluru (V), Eluru - 534007, W. G. Dist., A.P.
(Approved by AICTE, New Delhi, and Affiliated to JNT University, Kakinada)
NAAC Accredited with B++, ISO 9001 : 2008 Certified

M.Tech II SEMESTER (R16) Regular Examinations , JUNE- 2018

Htno	Subcode	Subname	Internal	External	credits	Pass/Fail
17ME1D5701	J5702	SYSTEM ON CHIP DESIGN ELECTIVEIV	40	40	1	
17ME1D5701	J5704	BACK END VLSI DESIGN LABORATORY	38	58	1	
17ME1D5701	J6801	EMBEDDED SYSTEM DESIGN ELECTIVEIII	39	40	1	
17ME1D5701	J6802	CMOS MIXED SIGNAL CIRCUIT DESIGN	36	49	1	Pass
17ME1D5701	J6804	DESIGN FOR TESTABILITY	40	24	1	
17ME1D5701	J6805	DSP PROCESSORS AND ARCHITECTURES	39	40	1	
17ME1D5701	J6806	LOW POWER VLSI DESIGN	38	42	1	
17ME1D5702	J5702	SYSTEM ON CHIP DESIGN ELECTIVEIV	30	36	1	Pass
17ME1D5702	J5704	BACK END VLSI DESIGN LABORATORY	32	52	1	
17ME1D5702	J6801	EMBEDDED SYSTEM DESIGN ELECTIVEIII	31	29	1	
17ME1D5702	J6802	CMOS MIXED SIGNAL CIRCUIT DESIGN	26	43	1	
17ME1D5702	J6804	DESIGN FOR TESTABILITY	35	24	1	
17ME1D5702	J6805	DSP PROCESSORS AND ARCHITECTURES	33	30	1	
17ME1D5702	J6806	LOW POWER VLSI DESIGN	30	34	1	
17ME1D5703	J5702	SYSTEM ON CHIP DESIGN ELECTIVEIV	36	44	1	Pass
17ME1D5703	J5704	BACK END VLSI DESIGN LABORATORY	35	55	1	
17ME1D5703	J6801	EMBEDDED SYSTEM DESIGN ELECTIVEIII	35	41	1	
17ME1D5703	J6802	CMOS MIXED SIGNAL CIRCUIT DESIGN	26	41	1	
17ME1D5703	J6804	DESIGN FOR TESTABILITY	35	24	1	
17ME1D5703	J6805	DSP PROCESSORS AND ARCHITECTURES	38	32	1	
17ME1D5703	J6806	LOW POWER VLSI DESIGN	32	41	1	
17ME1D5704	J5702	SYSTEM ON CHIP DESIGN ELECTIVEIV	35	38	1	Pass
17ME1D5704	J5704	BACK END VLSI DESIGN LABORATORY	36	56	1	
17ME1D5704	J6801	EMBEDDED SYSTEM DESIGN ELECTIVEIII	34	31	1	
17ME1D5704	J6802	CMOS MIXED SIGNAL CIRCUIT DESIGN	33	29	1	
17ME1D5704	J6804	DESIGN FOR TESTABILITY	33	24	1	
17ME1D5704	J6805	DSP PROCESSORS AND ARCHITECTURES	35	33	1	
17ME1D5704	J6806	LOW POWER VLSI DESIGN	32	29	1	
17ME1D5705	J5702	SYSTEM ON CHIP DESIGN ELECTIVEIV	37	32	1	Pass
17ME1D5705	J5704	BACK END VLSI DESIGN LABORATORY	34	54	1	
17ME1D5705	J6801	EMBEDDED SYSTEM DESIGN ELECTIVEIII	33	36	1	
17ME1D5705	J6802	CMOS MIXED SIGNAL CIRCUIT DESIGN	37	41	1	
17ME1D5705	J6804	DESIGN FOR TESTABILITY	34	25	1	
17ME1D5705	J6805	DSP PROCESSORS AND ARCHITECTURES	35	35	1	
17ME1D5705	J6806	LOW POWER VLSI DESIGN	32	38	1	
17ME1D5706	J5702	SYSTEM ON CHIP DESIGN ELECTIVEIV	34	33	1	Fail
17ME1D5706	J5704	BACK END VLSI DESIGN LABORATORY	35	55	1	
17ME1D5706	J6801	EMBEDDED SYSTEM DESIGN ELECTIVEIII	35	29	1	
17ME1D5706	J6802	CMOS MIXED SIGNAL CIRCUIT DESIGN	29	46	1	
17ME1D5706	J6804	DESIGN FOR TESTABILITY	35	7	0	
17ME1D5706	J6805	DSP PROCESSORS AND ARCHITECTURES	37	34	1	

17ME1D5706	J6806	LOW POWER VLSI DESIGN	32	27	1	
17ME1D5707	J5702	SYSTEM ON CHIP DESIGN ELECTIVEIV	38	42	1	
17ME1D5707	J5704	BACK END VLSI DESIGN LABORATORY	34	56	1	
17ME1D5707	J6801	EMBEDDED SYSTEM DESIGN ELECTIVEIII	38	42	1	
17ME1D5707	J6802	CMOS MIXED SIGNAL CIRCUIT DESIGN	38	48	1	Pass
17ME1D5707	J6804	DESIGN FOR TESTABILITY	37	26	1	
17ME1D5707	J6805	DSP PROCESSORS AND ARCHITECTURES	38	46	1	
17ME1D5707	J6806	LOW POWER VLSI DESIGN	36	37	1	
17ME1D5708	J5702	SYSTEM ON CHIP DESIGN ELECTIVEIV	40	46	1	
17ME1D5708	J5704	BACK END VLSI DESIGN LABORATORY	40	60	1	
17ME1D5708	J6801	EMBEDDED SYSTEM DESIGN ELECTIVEIII	40	53	1	
17ME1D5708	J6802	CMOS MIXED SIGNAL CIRCUIT DESIGN	40	37	1	Pass
17ME1D5708	J6804	DESIGN FOR TESTABILITY	40	24	1	
17ME1D5708	J6805	DSP PROCESSORS AND ARCHITECTURES	40	50	1	
17ME1D5708	J6806	LOW POWER VLSI DESIGN	40	42	1	
17ME1D5709	J5702	SYSTEM ON CHIP DESIGN ELECTIVEIV	35	44	1	
17ME1D5709	J5704	BACK END VLSI DESIGN LABORATORY	35	55	1	
17ME1D5709	J6801	EMBEDDED SYSTEM DESIGN ELECTIVEIII	34	37	1	
17ME1D5709	J6802	CMOS MIXED SIGNAL CIRCUIT DESIGN	31	38	1	Pass
17ME1D5709	J6804	DESIGN FOR TESTABILITY	34	24	1	
17ME1D5709	J6805	DSP PROCESSORS AND ARCHITECTURES	37	38	1	
17ME1D5709	J6806	LOW POWER VLSI DESIGN	32	40	1	
17ME1D5710	J5702	SYSTEM ON CHIP DESIGN ELECTIVEIV	36	41	1	
17ME1D5710	J5704	BACK END VLSI DESIGN LABORATORY	36	54	1	
17ME1D5710	J6801	EMBEDDED SYSTEM DESIGN ELECTIVEIII	33	41	1	
17ME1D5710	J6802	CMOS MIXED SIGNAL CIRCUIT DESIGN	31	46	1	Pass
17ME1D5710	J6804	DESIGN FOR TESTABILITY	36	26	1	
17ME1D5710	J6805	DSP PROCESSORS AND ARCHITECTURES	38	44	1	
17ME1D5710	J6806	LOW POWER VLSI DESIGN	36	37	1	
17ME1D5711	J5702	SYSTEM ON CHIP DESIGN ELECTIVEIV	34	36	1	
17ME1D5711	J5704	BACK END VLSI DESIGN LABORATORY	34	56	1	
17ME1D5711	J6801	EMBEDDED SYSTEM DESIGN ELECTIVEIII	33	41	1	
17ME1D5711	J6802	CMOS MIXED SIGNAL CIRCUIT DESIGN	25	44	1	Pass
17ME1D5711	J6804	DESIGN FOR TESTABILITY	32	24	1	
17ME1D5711	J6805	DSP PROCESSORS AND ARCHITECTURES	33	42	1	
17ME1D5711	J6806	LOW POWER VLSI DESIGN	32	31	1	
17ME1D5712	J5702	SYSTEM ON CHIP DESIGN ELECTIVEIV	33	39	1	
17ME1D5712	J5704	BACK END VLSI DESIGN LABORATORY	36	54	1	
17ME1D5712	J6801	EMBEDDED SYSTEM DESIGN ELECTIVEIII	31	26	1	
17ME1D5712	J6802	CMOS MIXED SIGNAL CIRCUIT DESIGN	27	34	1	Pass
17ME1D5712	J6804	DESIGN FOR TESTABILITY	32	25	1	
17ME1D5712	J6805	DSP PROCESSORS AND ARCHITECTURES	35	29	1	
17ME1D5712	J6806	LOW POWER VLSI DESIGN	34	28	1	
17ME1D5713	J5702	SYSTEM ON CHIP DESIGN ELECTIVEIV	35	37	1	
17ME1D5713	J5704	BACK END VLSI DESIGN LABORATORY	35	55	1	
17ME1D5713	J6801	EMBEDDED SYSTEM DESIGN ELECTIVEIII	36	38	1	
17ME1D5713	J6802	CMOS MIXED SIGNAL CIRCUIT DESIGN	32	41	1	Pass
17ME1D5713	J6804	DESIGN FOR TESTABILITY	34	24	1	

17ME1D5713	J6805	DSP PROCESSORS AND ARCHITECTURES	37	32	1	
17ME1D5713	J6806	LOW POWER VLSI DESIGN	38	28	1	
17ME1D5714	J5702	SYSTEM ON CHIP DESIGN ELECTIVEIV	40	44	1	Pass
17ME1D5714	J5704	BACK END VLSI DESIGN LABORATORY	40	60	1	
17ME1D5714	J6801	EMBEDDED SYSTEM DESIGN ELECTIVEIII	37	45	1	
17ME1D5714	J6802	CMOS MIXED SIGNAL CIRCUIT DESIGN	40	48	1	
17ME1D5714	J6804	DESIGN FOR TESTABILITY	39	29	1	
17ME1D5714	J6805	DSP PROCESSORS AND ARCHITECTURES	40	50	1	
17ME1D5714	J6806	LOW POWER VLSI DESIGN	39	39	1	Pass
17ME1D5715	J5702	SYSTEM ON CHIP DESIGN ELECTIVEIV	37	46	1	
17ME1D5715	J5704	BACK END VLSI DESIGN LABORATORY	39	59	1	
17ME1D5715	J6801	EMBEDDED SYSTEM DESIGN ELECTIVEIII	36	46	1	
17ME1D5715	J6802	CMOS MIXED SIGNAL CIRCUIT DESIGN	37	58	1	
17ME1D5715	J6804	DESIGN FOR TESTABILITY	37	32	1	
17ME1D5715	J6805	DSP PROCESSORS AND ARCHITECTURES	39	45	1	Pass
17ME1D5715	J6806	LOW POWER VLSI DESIGN	36	44	1	
17ME1D5716	J5702	SYSTEM ON CHIP DESIGN ELECTIVEIV	39	43	1	
17ME1D5716	J5704	BACK END VLSI DESIGN LABORATORY	40	60	1	
17ME1D5716	J6801	EMBEDDED SYSTEM DESIGN ELECTIVEIII	39	47	1	
17ME1D5716	J6802	CMOS MIXED SIGNAL CIRCUIT DESIGN	39	45	1	
17ME1D5716	J6804	DESIGN FOR TESTABILITY	39	27	1	Pass
17ME1D5716	J6805	DSP PROCESSORS AND ARCHITECTURES	40	46	1	
17ME1D5716	J6806	LOW POWER VLSI DESIGN	39	49	1	

No. of Applied	16
No. of Passed	15
No. of Failed	1
Pass %	93.75

		Applied	Passed	Fail	Pass %
J5702	SYSTEM ON CHIP DESIGN ELECTIVEIV	16	16	0	100.00
J5704	BACK END VLSI DESIGN LABORATORY	16	16	0	100.00
J6801	EMBEDDED SYSTEM DESIGN ELECTIVEIII	16	16	0	100.00
J6802	CMOS MIXED SIGNAL CIRCUIT DESIGN	16	16	0	100.00
J6804	DESIGN FOR TESTABILITY	16	15	1	93.75
J6805	DSP PROCESSORS AND ARCHITECTURES	16	16	0	100.00
J6806	LOW POWER VLSI DESIGN	16	16	0	100.00

~~PRINCIPAL~~

Ramachandra College of Engineering
 Approved by AICTE, New Delhi; Affiliated to JNTU, KAKINADA
 NH-5, By Pass, Vatluru, Eluru - 534007
Department of Mechanical Engineering
I - II Semester - Batch 2017 M.TECH

S.No	Regd. No	O&R			ESA			DAM			DSE-IV			MCME			FEM			DP LAB			Total	Average	Result	Rank	Credits	Backlogs
		Int	Ext	Tot	Int	Ext	Tot	Int	Ext	Tot	Int	Ext	Tot	Int	Ext	Tot	Int	Ext	Tot	Int	Ext	Tot						
1	17ME1D1501	36	4	40	37	8	45	37	12	49	36	34	70	36	4	40	36	4	40	39	59	98	382	54.57	Fail	14	5	5
2	17ME1D1502	38	24	62	38	30	68	36	40	76	38	35	73	37	37	74	36	17	53	39	59	98	504	72	Fail	3	20	1
3	17ME1D1503	37	24	61	36	14	50	36	29	65	37	24	61	37	11	48	38	24	62	39	55	94	441	63	Fail	11	17	2
4	17ME1D1504	36	4	40	36	9	45	36	33	69	36	47	83	37	26	63	35	25	60	38	57	95	455	65	Fail	9	14	2
5	17ME1D1505	36	0	36	36	0	36	35	0	35	37	0	37	35	0	35	36	0	36	39	59	98	313	44.71	Fail	16	2	6
6	17ME1D1506	36	26	62	38	24	62	35	25	60	36	34	70	35	36	71	37	24	61	39	54	93	479	68.43	I	4	20	
7	17ME1D1507	35	28	63	36	24	60	36	27	63	36	25	61	37	27	64	36	38	74	38	56	94	479	68.43	I	4	20	
8	17ME1D1508	36	27	63	37	8	45	36	32	68	35	27	62	35	15	50	37	24	61	38	57	95	444	63.43	Fail	10	17	2
9	17ME1D1509	37	13	50	36	24	60	36	28	64	37	25	62	36	29	65	37	24	61	39	57	96	458	65.43	Fail	8	20	1
10	17ME1D1510	36	0	36	36	9	45	34	0	34	37	0	37	35	0	35	34	0	34	36	59	95	316	45.14	Fail	15	2	6
11	17ME1D1511	37	24	61	36	15	51	35	27	62	37	9	46	37	10	47	37	24	61	39	58	97	425	60.71	Fail	13	14	3
12	17ME1D1512	36	24	60	38	15	53	36	24	60	36	24	60	36	24	60	35	15	50	39	55	94	437	62.43	Fail	12	20	2
13	17ME1D1513	37	29	66	35	39	74	38	29	67	36	41	77	38	35	73	36	25	61	37	56	93	511	73	Dist	2	20	
14	17ME1D1514	36	30	66	39	24	63	37	48	85	37	42	79	38	34	72	36	29	65	38	56	94	524	74.86	Dist	1	20	
15	17ME1D1515	38	32	70	39	24	63	38	27	65	39	27	66	39	13	52	38	12	50	39	57	96	462	66	Fail	7	20	2
16	17ME1D1516	39	16	55	39	24	63	38	36	74	39	30	69	39	34	73	38	16	54	35	54	89	477	68.14	Fail	6	20	2

Number of Failures(Sub Wise)	6		8		3		3		7		7		0
Pass Percentage (Sub Wise)	63		50		81		81		56		56		100
Failure Percentage(Sub Wise)	38		50		19		19		44		44		0
Maximum Mark (Sub Wise)	70		74		85		83		74		74		98
Mininum Mark (Sub Wise)	36		36		34		37		35		34		89
Average Mark (Sub Wise)	56		55		62		63		58		55		95
No of Student Secured >=70 %	1		1		3		6		5		1		16
No of Student Secured >=60 & <70%	9		7		10		7		4		8		0
No of Student Secured <60 %	6		8		3		3		7		7		0
Number of Passes			4			I	II	III	IV	V	VI	>=VII	
Number of Failures			12			2	5	1	0	1	2	0	
Overall Pass Percentage			25										
Overall Failure Percentage			75										

COORDINATOR

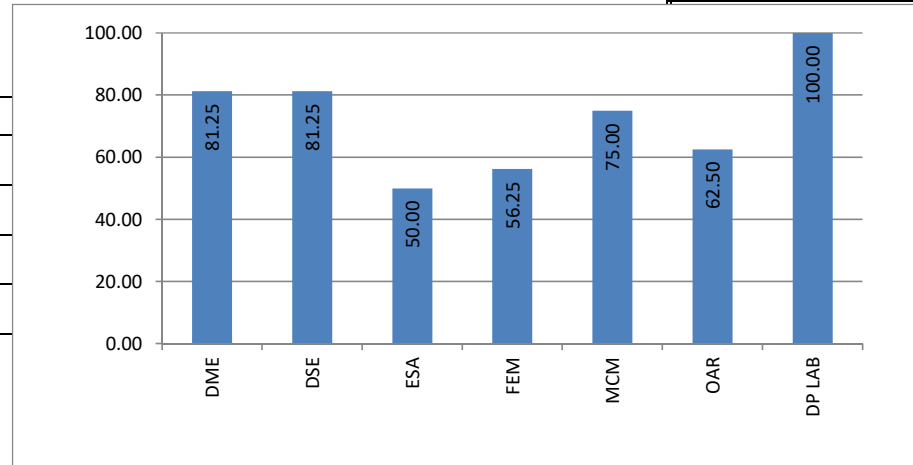
HOD

PRINCIPAL

RAMACHANDRA COLLEGE OF ENGINEERING: ELURU
Department of Mechanical Engineering
Academic Performance of M. Tech., II-Semester ME, 2017 BATCH

Sl. #	Subject Code	Subject Name	Applied	Passed	Pass %	Faculty			
1		DESIGN FOR MANUFACTURING ELECTIVE-II	16	13	81.25	Mr.B.SURESH BABU	DME	No. of Single Failures	2
2		DESIGN SYNTHESIS ELECTIVE-III	16	13	81.25	Mr.B.SUDHAKAR RAO	DSE	No. of Double Failures	5
3		EXPERIMENTAL STRESS ANALYSIS	16	8	50.00	Mr.V.NAGARJUNA	ESA	No. of Triple Failures	1
4		FINITE ELEMENT METHOD	16	9	56.25	Mr.M.PACHAKHAN	FEM	No. of Quadraple Failures	0
5		MECHANICS OF COMPOSITE MATERIALS (MCM)	16	12	75.00	Mr.RAFFI MOHAMMED	MCM	No. of Penta Failures	1
6		OPTIMIZATION AND RELIABILITY	16	10	62.50	Mr.V.SAI SURENDRA	OAR	No. of Hexa Failures	2
7		DESIGN PRACTICE LAB	16	16	100.00	Mr.M.EKAMBARAM/MrS.K.KRISHNA VENI	DP LAB	No. of Hepta Failures	0
Total Number of Candidates Registered			16					No. of Octa Failures	
All Pass			4					No. of All PASS	4
Overall Pass Percentage			25.00						16

TOP 3 RANKERS			
HT No.	Name	Rank	%
17ME1D1514	K RAVI KUMAR REDDY	1	74.86
17ME1D1513	HARSHA MULUPURI	2	73.00
17ME1D1502	NAGA BABU GUNGATI	3	72.00



25.00

V. S. S. S.
COORDINATOR

[Signature]
HOD

[Signature]
PRINCIPAL