


**ACADEMIC REGULATIONS
COURSE STRUCTURE
AND
DETAILED SYLLABUS**

**ELECTRICAL AND
ELECTRONICS
ENGINEERING**

For

B.Tech., FOUR YEAR DEGREE COURSE

(Applicable for the batches admitted from 2013-14)



**JAWAHARLAL NEHRU TECHNOLOGICAL
UNIVERSITY KAKINADA
KAKINADA – 533003, ANDHRA PRADESH, INDIA.**

Academic Regulations (R13) for B. Tech. (Regular)

Applicable for the students of B. Tech. (Regular) from the Academic Year 2013-14 onwards

1. Award of B. Tech. Degree

A student will be declared eligible for the award of B. Tech. Degree if he fulfils the following academic regulations :

1. A student shall be declared eligible for the award of the B. Tech Degree, if he pursues a course of study in not less than four and not more than eight academic years.
2. The candidate shall register for 180 credits and secure all the 180 credits.

2. Courses of study

The following courses of study are offered at present as specializations for the B. Tech. Courses :

S.No.	Branch
01	Electronics and Communication Engineering
02	Electrical and Electronics Engineering
03	Civil Engineering
04	Mechanical Engineering
05	Computer Science and Engineering
06	Petro Chemical Engineering
07	Information Technology
08	Chemical Engineering
09	Electronics and Instrumentation Engineering
10	Bio-Medical Engineering
11	Aeronautical Engineering
12	Automobile Engineering
13	Bio Technology
14	Electronics and Computer Engineering
15	Mining Engineering
16	Petroleum Engineering
17	Metallurgical Engineering
18	Agricultural Engineering

3. **Distribution and Weightage of Marks**

- (i) The performance of a student in each semester shall be evaluated subject – wise with a maximum of 100 marks for theory subject and 75 marks for practical subject. The project work shall be evaluated for 200 marks.
- (ii) For theory subjects the distribution shall be 30 marks for Internal Evaluation and 70 marks for the End - Examinations.
- (iii) For theory subjects, during the semester there shall be 2 tests. The weightage of Internal marks for 30 consists of Descriptive – 15, Assignment - 05 (Theory, Design, Analysis, Simulation, Algorithms, Drawing, etc. as the case may be) Objective -10 (Conducted at College level with 20 Multiple choice question with a weightage of ½ Mark each). The objective examination is for 20 minutes duration. The subjective examination is for 90 minutes duration conducted for 15 marks. Each subjective type test question paper shall contain **3 questions** and all questions need to be answered. The Objective examination conducted for 10 marks and subjective examination conducted for 15 marks are to be added to the assignment marks of 5 for finalizing internal marks for 30. The best of the two tests will be taken for internal marks. As the syllabus is framed for 6 units, the 1st mid examination (both Objective and Subjective) is conducted in 1-3 units and second test in 4-6 units of each subject in a semester.
- (iv) The end semester examination is conducted covering the topics of all Units for 70 marks. Part – A contains a mandatory question (Brainstorming / Thought provoking / case study) for 22 marks. Part – B has 6 questions (One from each Unit). The student has to answer 3 out of 6 questions in Part – B and carries a weightage of 16 marks each.
- (v) For practical subjects there shall be continuous evaluation during the semester for 25 internal marks and 50 end examination marks. The internal 25 marks shall be awarded as follows: day to day work - 10 marks, Record-5 marks and the remaining 10 marks to be awarded by conducting an internal laboratory test. The end examination shall be conducted by the teacher concerned and external examiner.
- (vi) For the subject having design and / or drawing, (such as Engineering Graphics, Engineering Drawing, Machine Drawing) and estimation, the distribution shall be 30 marks for internal evaluation (20 marks for day – to – day work, and 10 marks for internal tests) and 70 marks for end examination. There shall be two internal tests in a Semester and the better of the two shall be considered for the award of marks for internal tests.

- (vii) For the seminar, the student shall collect the information on a specialized topic and prepare a technical report, showing his understanding over the topic, and submit to the department, which shall be evaluated by the Departmental committee consisting of Head of the department, seminar supervisor and a senior faculty member. The seminar report shall be evaluated for 50 marks. There shall be no external examination for seminar.
- (viii) Out of a total of 200 marks for the project work, 60 marks shall be for Internal Evaluation and 140 marks for the End Semester Examination. The End Semester Examination (Viva – Voce) shall be conducted by the committee. The committee consists of an external examiner, Head of the Department and Supervisor of the Project. The evaluation of project work shall be conducted at the end of the IV year. The Internal Evaluation shall be on the basis of two seminars given by each student on the topic of his project and evaluated by an internal committee.
- (ix) Laboratory marks and the internal marks awarded by the College are not final. The marks are subject to scrutiny and scaling by the University wherever felt desirable. The internal and laboratory marks awarded by the College will be referred to a Committee. The Committee shall arrive at a scaling factor and the marks will be scaled as per the scaling factor. The recommendations of the Committee are final and binding. The laboratory records and internal test papers shall be preserved in the respective departments as per the University norms and shall be produced to the Committees of the University as and when they ask for.

4. **Attendance Requirements**

1. A student is eligible to write the University examinations if he acquires a minimum of 75% of attendance in aggregate of all the subjects.
2. Condonation of shortage of attendance in aggregate up to 10% (65% and above and below 75%) in each semester may be granted by the College Academic Committee.
3. Shortage of Attendance below 65% in aggregate shall not be condoned.
4. A student who is short of attendance in semester may seek re-admission into that semester when offered within 4 weeks from the date of the commencement of class work.
5. Students whose shortage of attendance is not condoned in any semester are not eligible to write their end semester examination of that class.

6. A stipulated fee shall be payable towards condonation of shortage of attendance.
7. A student will be promoted to the next semester if he satisfies the (i) attendance requirement of the present semester and (ii) credits.
8. If any candidate fulfills the attendance requirement in the present semester, he shall not be eligible for readmission into the same class.

5. Minimum Academic Requirements

The following academic requirements have to be satisfied in addition to the attendance requirements mentioned in item no. 4.

- 5.1 A student is deemed to have satisfied the minimum academic requirements if he has **earned the credits allotted to each theory/practical design/drawing subject/project and secures not less than 35% of marks in the end semester exam, and minimum 40% of marks in the sum total of the internal marks and end semester examination marks.**
- 5.2 A student shall be promoted from first year to second year if he fulfills the minimum attendance requirement.
- 5.3 A student will be **promoted from II year to III year** if he fulfills the academic requirement of **40% of the credits up to II year I semester from all the examinations, whether or not the candidate takes the examinations and secures prescribed minimum attendance in II year II semester.**
- 5.4 A student shall be **promoted from III year to IV year** if he fulfills the academic requirements of **40% of the credits up to III year I semester from all the examinations, whether or not the candidate takes the examinations and secures prescribed minimum attendance in III year II semester.**
- 5.5 A student shall register and put up minimum attendance in all 180 credits and earn all 180 credits. **Marks obtained in all the 180 credits shall be considered for the calculation of percentage of marks.**

6. Course pattern

1. The entire course of study is for four academic years, all the years are on semester pattern.
2. A student eligible to appear for the end semester examination in a subject, but absent from it or has failed in the end semester examination, may write the exam in that subject when conducted next.

3. When a student is detained for lack of credits / shortage of attendance, he may be re-admitted into the same semester / year in which he has been detained. However, the academic regulations under which he was first admitted shall continue to be applicable to him.

7. **Award of Class**

After a student has satisfied the requirements prescribed for the completion of the program and is eligible for the award of B. Tech. Degree, he shall be placed in one of the following four classes:

Class Awarded	% of marks to be secured	From the aggregate marks secured from 180 Credits.
First Class with Distinction	70% and above	
First Class	Below 70 but not less than 60%	
Second Class	Below 60% but not less than 50%	
Pass Class	Below 50% but not less than 40%	

The marks obtained in internal evaluation and end semester examination shall be shown separately in the memorandum of marks.

8. **Minimum Instruction Days**

The minimum instruction days for each semester shall be 90 working days.

9. There shall be no branch transfers after the completion of the admission process.

10. There shall be no transfer from one college/stream to another within the Constituent Colleges and Units of Jawaharlal Nehru Technological University Kakinada.

11. **WITHHOLDING OF RESULTS**

If the student has not paid the dues, if any, to the university or if any case of indiscipline is pending against him, the result of the student will be withheld. His degree will be withheld in such cases.

12. TRANSITORY REGULATIONS

1. Discontinued or detained candidates are eligible for readmission as and when next offered.
2. In case of transferred students from other Universities, the credits shall be transferred to JNTUK as per the academic regulations and course structure of the JNTUK.

13. General

1. Wherever the words “he”, “him”, “his”, occur in the regulations, they include “she”, “her”, “hers”.
2. The academic regulation should be read as a whole for the purpose of any interpretation.
3. In case of any doubt or ambiguity in the interpretation of the above rules, the decision of the Vice-Chancellor is final.
4. The University may change or amend the academic regulations or syllabi at any time and the changes or amendments made shall be applicable to all the students with effect from the dates notified by the University.
5. The students seeking transfer to colleges affiliated to JNTUK from various other Universities/ Institutions have to pass the failed subjects which are equivalent to the subjects of JNTUK, and also pass the subjects of JNTUK on their own without the right to sessional marks which the candidates have not studied at the earlier Institution.

* * * *

Academic Regulations (R13) for B. Tech.
(Lateral entry Scheme)

Applicable for the students admitted into II year B. Tech. from the Academic Year 2014-15 onwards

1 **Award of B. Tech. Degree**

A student will be declared eligible for the award of B. Tech. Degree if he fulfils the following academic regulations:

1.1 A student shall be declared eligible for the award of the B. Tech Degree, if he pursues a course of study in not less than three academic years and not more than six academic years.

1.2 The candidate shall register for 132 credits and secure all the 132 credits.

2. The attendance regulations of B. Tech. (Regular) shall be applicable to B.Tech.

3. **Promotion Rule**

A student shall be promoted from second year to third year if he fulfills the minimum attendance requirement.

A student shall be promoted from III year to IV year if he fulfils the academic requirements of 40% of the credits up to III year I semester from all the examinations, whether or not the candidate takes the examinations and secures prescribed minimum attendance in III year II semester.

4. **Award of Class**

After a student has satisfied the requirement prescribed for the completion of the program and is eligible for the award of B. Tech. Degree, he shall be placed in one of the following four classes:

Class Awarded	% of marks to be secured	From the aggregate marks secured from 132 Credits from II year to IV year.
First Class with Distinction	70% and above	
First Class	Below 70% but not less than 60%	
Second Class	Below 60% but not less than 50%	
Pass Class	Below 50% but not less than 40%	

The marks obtained in the internal evaluation and the end semester examination shall be shown separately in the marks memorandum.

5. All the other regulations as applicable to **B. Tech. 4-year degree course (Regular) will hold good for B. Tech. (Lateral Entry Scheme).**

MALPRACTICES RULES

Disciplinary Action for / Improper Conduct in Examinations

	Nature of Malpractices / Improper conduct	Punishment
	<i>If the candidate:</i>	
1. (a)	Possesses or keeps accessible in examination hall, any paper, note book, programmable calculators, Cell phones, pager, palm computers or any other form of material concerned with or related to the subject of the examination (theory or practical) in which he is appearing but has not made use of (material shall include any marks on the body of the candidate which can be used as an aid in the subject of the examination)	Expulsion from the examination hall and cancellation of the performance in that subject only.
(b)	Gives assistance or guidance or receives it from any other candidate orally or by any other body language methods or communicates through cell phones with any candidate or persons in or outside the exam hall in respect of any matter.	Expulsion from the examination hall and cancellation of the performance in that subject only of all the candidates involved. In case of an outsider, he will be handed over to the police and a case is registered against him.
2.	Has copied in the examination hall from any paper, book, programmable calculators, palm computers or any other form of material relevant to the subject of the examination (theory or practical) in which the candidate is appearing.	Expulsion from the examination hall and cancellation of the performance in that subject and all other subjects the candidate has already appeared including practical examinations and project work and shall not be permitted to appear for the remaining examinations of the subjects of that Semester/year. The Hall Ticket of the candidate is to be cancelled and sent to the University.
3.	Impersonates any other candidate in connection with the examination.	The candidate who has impersonated shall be expelled from examination hall. The candidate is also debarred and forfeits the seat. The performance of the original candidate who has been impersonated, shall be cancelled in all the subjects of the

		examination (including practicals and project work) already appeared and shall not be allowed to appear for examinations of the remaining subjects of that semester/year. The candidate is also debarred for two consecutive semesters from class work and all University examinations. The continuation of the course by the candidate is subject to the academic regulations in connection with forfeiture of seat. If the imposter is an outsider, he will be handed over to the police and a case is registered against him.
4.	Smuggles in the Answer book or additional sheet or takes out or arranges to send out the question paper during the examination or answer book or additional sheet, during or after the examination.	Expulsion from the examination hall and cancellation of performance in that subject and all the other subjects the candidate has already appeared including practical examinations and project work and shall not be permitted for the remaining examinations of the subjects of that semester/year. The candidate is also debarred for two consecutive semesters from class work and all University examinations. The continuation of the course by the candidate is subject to the academic regulations in connection with forfeiture of seat.
5.	Uses objectionable, abusive or offensive language in the answer paper or in letters to the examiners or writes to the examiner requesting him to award pass marks.	Cancellation of the performance in that subject.
6.	Refuses to obey the orders of the Chief Superintendent/Assistant – Superintendent / any officer on duty or misbehaves or creates disturbance of any kind in and around the examination hall or organizes a walk out or instigates others to walk out, or threatens the officer-in charge or any person on duty in or outside the	In case of students of the college, they shall be expelled from examination halls and cancellation of their performance in that subject and all other subjects the candidate(s) has (have) already appeared and shall not be permitted to appear for the remaining examinations of the subjects of that

	<p>examination hall of any injury to his person or to any of his relations whether by words, either spoken or written or by signs or by visible representation, assaults the officer-in-charge, or any person on duty in or outside the examination hall or any of his relations, or indulges in any other act of misconduct or mischief which result in damage to or destruction of property in the examination hall or any part of the College campus or engages in any other act which in the opinion of the officer on duty amounts to use of unfair means or misconduct or has the tendency to disrupt the orderly conduct of the examination.</p>	<p>semester/year. The candidates also are debarred and forfeit their seats. In case of outsiders, they will be handed over to the police and a police case is registered against them.</p>
7.	<p>Leaves the exam hall taking away answer script or intentionally tears of the script or any part thereof inside or outside the examination hall.</p>	<p>Expulsion from the examination hall and cancellation of performance in that subject and all the other subjects the candidate has already appeared including practical examinations and project work and shall not be permitted for the remaining examinations of the subjects of that semester/year. The candidate is also debarred for two consecutive semesters from class work and all University examinations. The continuation of the course by the candidate is subject to the academic regulations in connection with forfeiture of seat.</p>
8.	<p>Possess any lethal weapon or firearm in the examination hall.</p>	<p>Expulsion from the examination hall and cancellation of the performance in that subject and all other subjects the candidate has already appeared including practical examinations and project work and shall not be permitted for the remaining examinations of the subjects of that semester/year. The candidate is also debarred and forfeits the seat.</p>

9.	If student of the college, who is not a candidate for the particular examination or any person not connected with the college indulges in any malpractice or improper conduct mentioned in clause 6 to 8.	Student of the colleges expulsion from the examination hall and cancellation of the performance in that subject and all other subjects the candidate has already appeared including practical examinations and project work and shall not be permitted for the remaining examinations of the subjects of that semester/year. The candidate is also debarred and forfeits the seat. Person(s) who do not belong to the College will be handed over to police and, a police case will be registered against them.
10.	Comes in a drunken condition to the examination hall.	Expulsion from the examination hall and cancellation of the performance in that subject and all other subjects the candidate has already appeared including practical examinations and project work and shall not be permitted for the remaining examinations of the subjects of that semester/year.
11.	Copying detected on the basis of internal evidence, such as, during valuation or during special scrutiny.	Cancellation of the performance in that subject and all other subjects the candidate has appeared including practical examinations and project work of that semester/year examinations.
12.	If any malpractice is detected which is not covered in the above clauses 1 to 11 shall be reported to the University for further action to award suitable punishment.	

Malpractices identified by squad or special invigilators

1. Punishments to the candidates as per the above guidelines.
2. Punishment for institutions : (if the squad reports that the college is also involved in encouraging malpractices).
 - (i) A show cause notice shall be issued to the college.
 - (ii) Impose a suitable fine on the college.
 - (iii) Shifting the examination centre from the college to another college for a specific period of not less than one year.

* * * * *








**JAWAHARLAL NEHRU TECHNOLOGICAL
UNIVERSITY: KAKINADA**
KAKINADA-533003, Andhra Pradesh (India)
For Constituent Colleges and Affiliated Colleges of JNTUK

Ragging

Prohibition of ragging in educational institutions Act 26 of 1997

Salient Features

- ⇒ Ragging within or outside any educational institution is prohibited.
- ⇒ Ragging means doing an act which causes or is likely to cause Insult or Annoyance of Fear or Apprehension or Threat or Intimidation or outrage of modesty or Injury to a student.

	Imprisonment upto		Fine Upto
Teasing, Embarrassing & Humiliation	 6 Months	+	Rs. 1,000/-
Assaulting or Using Criminal force or Criminal intimidation	 1 Year	+	Rs. 2,000/-
Wrongfully restraining or confining or causing hurt	 2 Years	+	Rs. 5,000/-
Causing grievous hurt, kidnapping or Abducts or rape or committing unnatural offence	 5 Years	+	Rs. 10,000/-
Causing death or abetting suicide	 10 Months	+	Rs. 50,000/-

In Case of Emergency CALL TOLL FREE No. : 1800 - 425 - 1288

LET US MAKE JNTUK A RAGGING FREE UNIVERSITY



JAWAHARLAL NEHRU TECHNOLOGICAL UNIVERSITY: KAKINADA

KAKINADA-533003, Andhra Pradesh (India)

For Constituent Colleges and Affiliated Colleges of JNTUK

Ragging

ABSOLUTELY NOT TO RAGGING

1. Ragging is prohibited as per Act 26 of A.P. Legislative Assembly, 1997.
2. Ragging entails heavy fines and/or imprisonment.
3. Ragging invokes suspension and dismissal from the College.
4. Outsiders are prohibited from entering the College and Hostel without permission.
5. Girl students must be in their hostel rooms by 7.00 p.m.
6. All the students must carry their Identity Cards and show them when demanded.
7. The Principal and the Wardens may visit the Hostels and inspect the rooms any time.



Jawaharlal Nehru Technological University Kakinada

For Constituent Colleges and Affiliated Colleges of JNTUK

In Case of Emergency CALL TOLL FREE No. : 1800 - 425 - 1288

LET US MAKE JNTUK A RAGGING FREE UNIVERSITY

COURSE STRUCTURE

I Year – I SEMESTER

S. No.	Subject	T	P	Credits
1	English - I	3+1	--	3
2	Mathematics - I	3+1	--	3
3	Mathematics – II (Mathematical Methods)	3+1	--	3
4	Engineering Physics	3+1	--	3
5	Professional Ethics and Human Values	3+1	--	3
6	Engineering Drawing	3+1	--	3
7	English – Communication Skills Lab - I	--	3	2
8	Engineering Physics Laboratory	--	3	2
9	Engineering Physics – Virtual Labs - Assignments	--	2	--
10	Engineering Workshop & IT Workshop	--	3	2
Total Credits				24

I Year – II SEMESTER

S. No.	Subject	T	P	Credits
1	English – II	3+1	--	3
2	Mathematics – III	3+1	--	3
3	Engineering Chemistry	3+1	--	3
4	Engineering Mechanics	3+1	--	3
5	Electrical Circuit Analysis - I	3+1	--	3
6	Computer Programming	3+1	--	3
7	Engineering Chemistry Lab	--	3	2
8	English – Communication Skills Lab - II	--	3	2
9	C Programming lab	--	3	2
Total Credits				24

II Year – I SEMESTER

S. No.	Subject	T	P	Credits
1	Electrical Circuit Analysis-II	3+1	--	3
2	Thermal and Hydro Prime movers	3+1	--	3
3	Basic Electronics And Devices	3+1	--	3

4	Complex Variables and Statistical Methods	3+1	--	3
5	Electro Magnetic Fields	3+1	--	3
6	Electrical Machines-I	3+1	--	3
7	Thermal and Hydro Lab	--	3	2
8	Electrical Circuits Lab	--	3	2
Total Credits				22

II Year – II SEMESTER

S. No.	Subject	T	P	Credits
1	Environmental studies	3+1	--	3
2	Switching Theory and Logic Design	3+1	--	3
3	Pulse & Digital Circuits	3+1	--	3
4	Power Systems-I	3+1	--	3
5	Electrical Machines-II	3+1	--	3
6	Control Systems	3+1	--	3
7	Electrical Machines -I Lab	--	3	2
8	Electronic Devices & Circuits Lab	--	3	2
Total Credits				22

III Year – I SEMESTER

S. No.	Subject	T	P	Credits
1	Managerial Economics and Financial Analysis	3+1	--	3
2	Electrical Measurements	3+1	--	3
3	Power Systems-II	3+1	--	3
4	Electrical Machines-III	3+1	--	3
5	Power Electronics	3+1	--	3
6	Linear & Digital IC Applications	3+1	--	3
7	Electrical Machines-II Lab	--	3	2
8	Control Systems Lab	--	3	2
9	IPR & Patents	3+1		2
Total Credits				24

III Year – II SEMESTER

S. No.	Subject	T	P	Credits
1	Switchgear and Protection	3+1	--	3

2	Microprocessors & Microcontrollers	3+1	--	3
3	Utilization of Electrical Energy	3+1	--	3
4	Power System Analysis	3+1	--	3
5	Power Semiconductor Drives	3+1	--	3
6	Management Science	3+1	--	3
7	Power Electronics Lab	--	3	2
8	Electrical Measurements Lab	--	3	2
Total Credits				22

IV Year – I SEMESTER

S. No.	Subject	T	P	Credits
1	Renewable Energy Sources and Systems	3+1	-	3
2	HVAC & DC Transmission	3+1	-	3
3	Power System Operation & Control	3+1	-	3
4	Open Elective	3+1	-	3
5	Elective – I	3+1	-	3
6	Microprocessors & Microcontrollers Lab	-	3	2
7	Electrical Simulation Lab	-	3	2
8	Power systems lab		3	2
Total Credits				21

IV Year – II SEMESTER

S. No.	Subject	T	P	Credits
1	Digital Control Systems	3+1	-	3
2	Elective – II	3+1	-	3
3	Elective – III	3+1	-	3
4	Elective – IV	3+1	-	3
5	Project	-	-	9
Total Credits				21

Open Elective:

1. Energy Audit, Conservation and Management
2. Instrumentation
3. Non Conventional Sources of Energy
4. Optimization Techniques

Elective – I:

1. VLSI Design
2. Electrical Distribution Systems
3. Optimization Techniques

Elective – II:

1. Advanced Control Systems
2. Extra High Voltage Transmission
3. Special Electrical Machines

Elective – III:

1. Electric Power Quality
2. Digital Signal Processing
3. FACTS: Flexible Alternating Current Transmission Systems.

Elective-IV:

1. OOPS Through Java
2. UNIX and Shell Programming
3. AI Techniques
4. Power System Reforms
5. Systems Engineering

SYLLABUS**I Year – I SEMESTER****T P C**
3+1 0 3**ENGLISH –I****(Common to All Branches)****DETAILED TEXT-I English Essentials : Recommended Topics :****1. IN LONDON: M.K.GANDHI**

OBJECTIVE: To apprise the learner how Gandhi spent a period of three years in London as a student.

OUTCOME: The learner will understand how Gandhi grew in introspection and maturity.

2. THE KNOWLEDGE SOCIETY- APJ KALAM

OBJECTIVE: To make the learners rediscover India as a land of Knowledge.

OUTCOME: The learners will achieve a higher quality of life, strength and sovereignty of a developed nation.

3. THE SCIENTIFIC POINT OF VIEW- J.B.S. HALDANE

OBJECTIVE: This essay discusses how scientific point of view seeks to arrive at the truth without being biased by emotion.

OUTCOME: This develops in the student the scientific attitude to solve many problems which we find difficult to tackle.

4. PRINCIPLES OF GOOD WRITING:

OBJECTIVE: To inform the learners how to write clearly and logically.

OUTCOME: The learner will be able to think clearly and logically and write clearly and logically.

5. MAN’S PERIL

OBJECTIVE: To inform the learner that all men are in peril.

OUTCOME: The learner will understand that all men can come together and avert the peril.

6. THE DYING SUN—SIR JAMES JEANS

OBJECTIVE: This excerpt from the book “The Mysterious Universe” presents the mysterious nature of the Universe and the stars which present numerous problems to the scientific mind. Sir James Jeans uses a poetic approach to discuss the scientific phenomena.

OUTCOME: This provides the students to think about the scientific phenomena from a different angle and also exposes the readers to poetic expressions.

7. LUCK—MARK TWAIN

OBJECTIVE: This is a short story about a man's public image and his true nature. The theme of the story is that luck can be a factor of life, so that even if one is incompetent but lucky, one can still succeed.

OUTCOME: The story is humourous in that it contains a lot of irony. Thus this develops in the learner understand humourous texts and use of words for irony.

Text Book : 'English Essentials' by Ravindra Publications

NON-DETAILED TEXT:

(From Modern Trailblazers of Orient Blackswan)
(Common single Text book for two semesters)

1. G.D.Naidu

OBJECTIVE: To inspire the learners by G.D.Naidu's example of inventions and contributions.

OUTCOME: The learner will be in a position to emulate G.D.Naidu and take to practical applications.

2. G.R.Gopinath

OBJECTIVE: To inspire the learners by his example of inventions.

OUTCOME: Like G.R.Gopinath, the learners will be able to achieve much at a low cost and help the common man.

3. Sudhamurthy

OBJECTIVE: To inspire the learners by the unique interests and contributions of Sudha Murthy.

OUTCOME: The learner will take interest in multiple fields of knowledge and make life worthwhile through social service.

4. Vijay Bhatkar

OBJECTIVE: To inspire the learner by his work and studies in different fields of engineering and science.

OUTCOME: The learner will emulate him and produce memorable things.

Text Book : 'Trail Blazers' by Orient Black Swan Pvt. Ltd. Publishers

I Year – I SEMESTER

T	P	C
3+1	0	3

MATHEMATICS – I (DIFFERENTIAL EQUATIONS)**(Common to All Branches)****UNIT I: Differential equations of first order and first degree:**

Linear-Bernoulli-Exact-Reducible to exact.

Applications : Newton's Law of cooling-Law of natural growth and decay-orthogonal trajectories.

Subject Category

ABET Learning Objectives a d e

ABET internal assessments 1 2 6

JNTUK External Evaluation A B E

UNIT II: Linear differential equations of higher order:Non-homogeneous equations of higher order with constant coefficients with RHS term of the type e^{ax} , $\sin ax$, $\cos ax$, polynomials in x , $e^{ax} V(x)$, $xV(x)$.

Applications: LCR circuit, Simple Harmonic motion

Subject Category

ABET Learning Objectives a d e

ABET internal assessments 1 2 6

JNTUK External Evaluation A B E

UNIT III Laplace transforms:

Laplace transforms of standard functions-Shifting Theorems, Transforms of derivatives and integrals – Unit step function –Dirac's delta function- Inverse Laplace transforms– Convolution theorem (with out proof).

Application: Solutions of ordinary differential equations using Laplace transforms.

Subject Category

ABET Learning Objectives a e

ABET internal assessments 1 2 6

JNTUK External Evaluation A B E

UNIT IV Partial differentiation:

Introduction- Total derivative-Chain rule-Generalized Mean Value theorem for single variable (without proof)-Taylors and Mc Laurent's series for two variables– Functional dependence- Jacobian.

Applications: Maxima and Minima of functions of two variables with constraints and without constraints.

Subject Category

ABET Learning Objectives a c e

ABET internal assessments 1 2 6

JNTUK External Evaluation A B E

UNIT V First order Partial differential equations:

Formation of partial differential equations by elimination of arbitrary constants and arbitrary functions –solutions of first order linear (Lagrange) equation and nonlinear (standard type) equations

Subject Category

ABET Learning Objectives a e

ABET internal assessments 1 2 6

JNTUK External Evaluation A B E

UNIT VI Higher order Partial differential equations:

Solutions of Linear Partial differential equations with constant coefficients-Method of separation of Variables.

Applications: One- dimensional Wave, Heat equations - two-dimensional Laplace Equation.

Subject Category

ABET Learning Objectives a e

ABET internal assessments 1 2 6

JNTUK External Evaluation B E

Books:

1. **B.S.GREWAL**, Higher Engineering Mathematics, 42nd Edition, Khanna Publishers.
2. **ERWIN KREYSZIG**, Advanced Engineering Mathematics, 9th Edition, Wiley-India.
3. **GREENBERG**, Advanced Engineering Mathematics, 2nd edition, Pearson edn.
4. **DEAN G. DUFFY**, Advanced engineering mathematics with MATLAB, CRC Press.
5. **PETER O'NEIL**, advanced Engineering Mathematics, Cengage Learning.

Subject Category	ABET Learning Objectives	ABET Internal Assessments	JNTUK External Evaluation	Remarks
Theory Design Analysis Algorithms Drawing Others	a) Apply knowledge of math, science, & engineering b) Design & conduct experiments, analyze & interpret data c) Design a system/process to meet desired needs within economic, social, political, ethical, health/safety, manufacturability, & sustainability constraints d) Function on multidisciplinary teams e) Identify, formulate, & solve engineering problems f) Understand professional & ethical responsibilities g) Communicate effectively h) Understand impact of engineering solutions in global, economic, environmental, & societal context i) Recognize need for & be able to engage in lifelong learning j) Know contemporary issues k) Use techniques, skills, modern tools for engineering practices	1. Objective tests 2. Essay questions tests 3. Peer tutoring based 4. Simulation based 5. Design oriented 6. Problem based 7. Experiential (project based) based 8. Lab work or field work based 9. Presentation based 10. Case Studies based 11. Role-play based 12. Portfolio based	A. Questions should have: B. Definitions, Principles of operation or philosophy of concept. C. Mathematical treatment, derivations, analysis, synthesis, numerical problems with inference. D. Design oriented problems E. Troubleshooting type of questions F. Applications related questions G. Brain storming questions	

I Year – I SEMESTER

T	P	C
3+1	0	3

MATHEMATICS – II
(MATHEMATICAL METHODS)

(Common to All Branches)

UNIT I Solution of Algebraic and Transcendental Equations:

Introduction- Bisection Method – Method of False Position – Iteration Method – Newton-Raphson Method (One variable and Simultaneous Equations).

Subject Category

ABET Learning Objectives a e k

ABET internal assessments 1 2 4 6

JNTUK External Evaluation A B E

UNIT II Interpolation:

Introduction- Errors in Polynomial Interpolation – Finite differences- Forward Differences- Backward differences –Central differences – Symbolic relations and separation of symbols-Differences of a polynomial-Newton's formulae for interpolation – Interpolation with unevenly spaced points – Lagrange's Interpolation formula.

Subject Category

ABET Learning Objectives a e

ABET internal assessments 1 2 4 6

JNTUK External Evaluation A B E

UNIT III Numerical solution of Ordinary Differential equations:

Solution by Taylor's series-Picard's Method of successive Approximations-Euler's Method-Runge-Kutta Methods.

Subject Category

ABET Learning Objectives a e

ABET internal assessments 1 2 4 6

JNTUK External Evaluation A B E

UNIT IV Fourier Series:

Introduction- Determination of Fourier coefficients – even and odd functions –change of interval– Half-range sine and cosine series.

Application: Amplitude, spectrum of a periodic function

Subject Category

ABET Learning Objectives a e d

ABET internal assessments 1 2 6

JNTUK External Evaluation A B E

UNIT V Fourier Transforms:

Fourier integral theorem (only statement) – Fourier sine and cosine integrals – sine and cosine transforms – properties – inverse transforms – Finite Fourier transforms.

Subject Category

ABET Learning Objectives a d e k

ABET internal assessments 1 2 6

JNTUK External Evaluation A B E

UNIT VI Z-transform:

Introduction– properties – Damping rule – Shifting rule – Initial and final value theorems –Inverse z transform- -Convolution theorem – Solution of difference equation by Z –transforms.

Subject Category

ABET Learning Objectives a b e k

ABET internal assessments 1 2 6

JNTUK External Evaluation A B E

BOOKS:

1. **B.S. GREWAL**, Higher Engineering Mathematics, 42nd Edition, Khanna Publishers.
2. **DEAN G. DUFFY**, Advanced Engineering Mathematics with MATLAB, CRC Press.
3. **V. RAVINDRANATH and P. VIJAYALAXMI**, Mathematical Methods, Himalaya Publishing House.
4. **ERWYN KREYSZIG**, Advanced Engineering Mathematics, 9th Edition, Wiley-India.

Subject Category	ABET Learning Objectives	ABET Internal Assessments	JNTUK External Evaluation	Remarks
	a) Apply knowledge of math, science, & engineering b) Design & conduct	1. Objective tests 2. Essay questions	A. Questions should have: B. Definitions,	

<p>Theory Design Analysis Algorithms Drawing Others</p>	<p>experiments, analyze & interpret data</p> <p>c) Design a system/process to meet desired needs within economic, social, political, ethical, health/safety, manufacturability, & sustainability constraints</p> <p>d) Function on multidisciplinary teams</p> <p>e) Identify, formulate, & solve engineering problems</p> <p>f) Understand professional & ethical responsibilities</p> <p>g) Communicate effectively</p> <p>h) Understand impact of engineering solutions in global, economic, environmental, & societal context</p> <p>i) Recognize need for & be able to engage in lifelong learning</p> <p>j) Know contemporary issues</p> <p>k) Use techniques, skills, modern tools for engineering practices</p>	<p>tests</p> <p>3. Peer tutoring based</p> <p>4. Simulation based</p> <p>5. Design oriented</p> <p>6. Problem based</p> <p>7. Experiential (project based) based</p> <p>8. Lab work or field work based</p> <p>9. Presentation based</p> <p>10. Case Studies based</p> <p>11. Role-play based</p> <p>12. Portfolio based</p>	<p>Principle of operation or philosophy of concept.</p> <p>C. Mathematical treatment, derivations, analysis, synthesis, numerical problems with inference.</p> <p>D. Design oriented problems</p> <p>E. Troubleshooting type of questions</p> <p>F. Applications related questions</p> <p>G. Brain storming questions</p>
---	---	--	---

I Year – I SEMESTER**T P C**
3+1 0 3**ENGINEERING PHYSICS****UNIT-I****PHYSICAL OPTICS FOR INSTRUMENTS**

“Objective Designing an instrument and enhancing the resolution for its operation would be effective as achieved through study of applicational aspects of physical Optics”.

INTERFACE : Introduction – Interference in thin films by reflection – Newton’s rings.

DIFFRACTION : Introduction – Fraunhofer diffraction - Fraunhofer diffraction at double slit (qualitative) – Diffraction grating – Grating spectrum – Resolving power of a grating – Rayleigh’s criterion for resolving power.

POLARIZATION : Introduction – Types of Polarization – Double refraction – Quarter wave plate ad Half Wave plate.

UNIT-II**COHERENT OPTICS – COMMUNICATIONS AND STRUCTURE OF MATERIALS**

Objectives while lasers are trusted Non-linear coherent sources established for the fitness of instrumentation, establishing a structure property relationship for materials requires allotment of an equivalent footing in convening the physics knowledge base.

LASERS: Introduction – coherent sources – Characteristics of lasers – Spontaneous and Stimulated emission of radiation – Einstein’s coefficients – Population inversion – Three and Four level pumping schemes – Ruby laser – Helium Neon laser.

FIBER OPTICS : Introduction – Principle of Optical Fiber – Acceptance angle and acceptance cone – Numerical aperture.

CRYSTALLOGRAPHY : Introduction – Space lattice – Basis – Unit Cell – Lattice parameters – Bravais lattices – Crystal systems – Structures and packing fractions of SC, BCC and FCC.

X-RAY DIFFRACTION TECHNIQUES : Directions and planes in crystals – Miller indices – Separation between successive [h k l] planes – Bragg’s law.

UNIT-III

MAGNETIC, ELECTRIC FIELD RESPONSE OF MATERIALS & SUPERCONDUCTIVITY

“Objective many of the Electrical or Electronic gadgets are designed basing on the response of naturally abundant and artificially made materials, while their response to E- or H- fields controls their performance.

MAGNETIC PROPERTIES : Magnetic permeability – Magnetization – Organ or magnetic moment – Classification of Magnetic materials – Dir, para, Ferro, anti ferro and ferri-magnetism – Hysteresis curve.

DIELECTRIC PROPERTIES : Introduction – Dielectric constant – Electronic, ionic and orientational polarization – internal fields – Clausius – Mossotti equation – Dielectric loss, Breakdown and Strength.

SUPERCONDUCTIVITY : General properties – Meissner effect – Type I and Type II superconductors – BCS Theory Flux quantization London’s equations – Penetration depth – DC and AC Josephson effects – SQUIDS.

UNIT – IV

ACOUSTICS AND EM – FIELDS:

Objective: The utility and nuances of ever pervading SHM and its consequences would be the first hand-on to as it clearly conveyed through the detailed studies of Acoustics of Buildings, while vectorial concepts of EM fields paves the student to gear – up for a deeper understanding.

ACOUSTICS: __ Sound absorption, absorption coefficient and its measurements, Reverberations time – Sabine’s formula, Eyring’s formula.

ELECTRO-MAGNETIC FIELDS: Gauss and stokes theorems (qualitative) – Fundamental laws of electromagnetism – Maxwell’s Electromagnetic Equations (Calculus approach).

UNIT – V

QUANTUM MECHANICS FOR ELECTRONIC TRANSPORT

Objective: The discrepancy between classical estimates and laboratory observations of physical properties exhibited by materials would be lifted out through the understanding quantum picture of sub-atomic world dominated by electron and its presence.

QUANTUM MECHANICS: Introduction to matter waves – Schrodinger Time Independent and Time Dependent wave equations – Particle in a box.

FREE ELECTRON THEORY: Classical free electron theory – electrical conductivity – Mean free path – Relaxation time and drift velocity – Quantum free electron theory – Fermi – Dirac (analytical) and its dependence on temperature – Fermi energy – density of states – derivations for current density.

BAND THEORY OF SOLIDS: Bloch theorem (qualitative) – Kronig – Penney model – Origin of energy band formation in solids – Classification of materials into conductors, semi – conductors & insulators – Concepts of effective mass of electron - concept of hole.

UNIT – VI

SEMICONDUCTOR PHYSICS:

Objective: In the wake of ever increasing demand for the space and power the watch word “small is beautiful”, understanding the physics of electronic transport as underlying mechanism for appliances would provide a knowledge base.

Introduction – Intrinsic semiconductor and carrier concentration – Equation for conductivity – Extrinsic semiconductor and carrier concentration – Drift and diffusion – Einstein’s equation – Hall Effect – direct & indirect band gap semiconductors – Electronic transport Mechanism for LEDs, Photo conductors and solar cells.

TEXT BOOKS

1. Solid state Physics by A.J. Dekker (Mc Millan India Ltd.) .
2. A text book of Engineering Physics by M.N. Avadhanulu & P.G. Kshirasagar (S. Chand publications).
3. Engineering Physics b;y M.R. Srinivasan (New Age international publishers).

REFERENCE BOOKS

1. ‘Introduction to solid state physics’ by Charles Kittel (Willey India Pvt. Ltd).
2. ‘Applied Physics’ by T. Bhimasenkaram (BSP BH Publications)
3. ‘Applied Physics’ by M.Arumugam (Anuradha Agencies).
4. ‘Engineering Physics’ by Palanisamy (Scitech Publishers).
5. ‘Engineering Physics’ by D.K.Bhattacharya (Oxford University press).
6. ‘Engineering Physics’ by Mani Naidu S (Pearson Publications)
7. ‘Engineering Physics’ by Sanjay D Jain and Girish G Sahasrabudhe (University Press).
8. ‘Engineering Physics’ by B.K.Pandey & S. Chaturvedi (Cengage Learning).

I Year – I SEMESTER

T	P	C
3+1	0	3

Professional Ethics and Human Values**UNIT I : Human Values:**

Morals, Values and Ethics – Integrity – Work Ethics – Service Learning – Civic Virtue – Respect for others – Living Peacefully – Caring – Sharing – Honesty – Courage – Value time – Co-operation – Commitment – Empathy – Self-confidence – Spirituality- Character.

UNIT II : Engineering Ethics:

The History of Ethics-Purposes for Engineering Ethics-Engineering Ethics-Consensus and Controversy –Professional and Professionalism –Professional Roles to be played by an Engineer –Self Interest, Customs and Religion-Uses of Ethical Theories-Professional Ethics-Types of Inquiry – Engineering and Ethics-Kohlberg’s Theory – Gilligan’s Argument –Heinz’s Dilemma.

UNIT III : Engineering as Social Experimentation:

Comparison with Standard Experiments – Knowledge gained – Conscientiousness – Relevant Information – Learning from the Past – Engineers as Managers, Consultants, and Leaders – Accountability – Role of Codes – Codes and Experimental Nature of Engineering.

UNIT IV : Engineers’ Responsibility for Safety and Risk:

Safety and Risk, Concept of Safety – Types of Risks – Voluntary v/s Involuntary Risk- Short term v/s Long term Consequences- Expected Probability- Reversible Effects- Threshold Levels for Risk- Delayed v/s Immediate Risk- Safety and the Engineer – Designing for Safety – Risk-Benefit Analysis-Accidents.

UNIT V : Engineers’ Responsibilities and Rights:

Collegiality-Techniques for Achieving Collegiality –Two Senses of Loyalty-obligations of Loyalty-misguided Loyalty – professionalism and Loyalty-Professional Rights –Professional Responsibilities – confidential and proprietary information-Conflict of Interest-solving conflict problems – Self-interest, Customs and Religion- Ethical egoism-Collective bargaining-Confidentiality-Acceptance of Bribes/Gifts-when is a Gift and a Bribe-examples of Gifts v/s Bribes-problem solving-interests in other companies-Occupational Crimes-industrial espionage-price fixing-endangering lives-

Whistle Blowing-types of whistle blowing-when should it be attempted-preventing whistle blowing.

UNIT VI : Global Issues:

Globalization- Cross-culture Issues-Environmental Ethics-Computer Ethics-computers as the instrument of Unethical behaviour-computers as the object of Unethical Acts-autonomous computers-computer codes of Ethics-Weapons Development-Ethics and Research-Analysing Ethical Problems in Research-Intellectual Property Rights.

Text Books:

1. “Engineering Ethics & Human Values” by M.Govindarajan, S.Natarajan and V.S.SenthilKumar-PHI Learning Pvt. Ltd-2009.
2. “Professional Ethics and Morals” by Prof.A.R.Aryasri, Dharanikota Suyodhana-Maruthi Publications.
3. “Professional Ethics and Human Values” by A.Alavudeen, R.Kalil Rahman and M. Jayakumaran- Laxmi Publications
4. “Professional Ethics and Human Values” by Prof. D.R. Kiran.
5. “Indian Culture, Values and Professional Ethics” by PSR Murthy-BS Publication.
6. “Ethics in Engineering” by Mike W. Martin and Roland Schinzinger – Tata McGraw-Hill – 2003.
7. “Engineering Ethics” by Harris, Pritchard and Rabins, CENGAGE Learning, India Edition, 2009.

I Year – I SEMESTER

T	P	C
3+1	0	3

ENGINEERING DRAWING**Objective:**

Engineering drawing being the principle method of communication for engineers, the objective to introduce the students, the techniques of constructing the various types of polygons, curves and scales. The objective is also to visualize and represent the 3D objects in 2D planes with proper dimensioning, scaling etc.

UNIT I

Objective: The objective is to introduce the use and the application of drawing instruments and to make the students construct the polygons, curves and various types of scales. The student will be able to understand the need to enlarge or reduce the size of objects in representing them.

Polygons, Construction of regular polygons using given length of a side; Ellipse, arcs of circles and Oblong methods; Scales – Vernier and Diagonal scales.

UNIT II

Objective: The objective is to introduce orthographic projections and to project the points and lines parallel to one plane and inclined to other.

Introduction to orthographic projections; projections of points; projections of straight lines parallel to both the planes; projections of straight lines – parallel to one plane and inclined to the other plane.

UNIT III

Objective: The objective is to make the students draw the projections of the lines inclined to both the planes.

Projections of straight lines inclined to both the planes, determination of true lengths, angle of inclinations and traces.

UNIT IV

Objective: The objective is to make the students draw the projections of the plane inclined to both the planes.

Projections of planes: regular planes perpendicular/parallel to one plane and inclined to the other reference plane; inclined to both the reference planes.

UNIT V

Objective: The objective is to make the students draw the projections of the various types of solids in different positions inclined to one of the planes.

Projections of Solids – Prisms, Pyramids, Cones and Cylinders with the axis inclined to one of the planes.

UNIT VI

Objective: The objective is to represent the object in 3D view through isometric views. The student will be able to represent and convert the isometric view to orthographic view and vice versa.

Conversion of isometric views to orthographic views; Conversion of orthographic views to isometric views.

TEXT BOOKS:

1. Engineering Drawing by N.D. Butt, Chariot Publications.
2. Engineering Drawing by K.L.Narayana & P. Kannaiah, Scitech Publishers.
3. Engineering Graphics by PI Varghese, McGrawHill Publishers.

REFERENCE BOOKS:

1. Engineering Graphics for Degree by K.C. John, PHI Publishers.
2. Engineering Drawing by Agarwal & Agarwal, Tata McGraw Hill Publishers.
3. Engineering Drawing + AutoCad – K Venugopal, V. Prabhu Raja, New Age.

I Year – I SEMESTER

T P C
0 3 2

ENGLISH – COMMUNICATION SKILLS LAB – I

Suggested Lab Manuals:

OBJECTIVE: To impart to the learner the skills of grammar as well as communication through listening, speaking, reading, and writing including soft, that is life skills.

BASIC COMMUNICATION SKILLS

- | | |
|--------|---|
| UNIT 1 | A. Greeting and Introductions
B. Pure Vowels |
| UNIT 2 | A. Asking for information and Requests
B. Diphthongs |
| UNIT 3 | A. Invitations
B. Consonants |
| UNIT 4 | A. Commands and Instructions
B. Accent and Rhythm |
| UNIT 5 | A. Suggestions and Opinions
B. Intonation |

Text Book:

‘Strengthen your Communication Skills’ Part-A by Maruthi Publications.

Reference Books:

1. INFOTECH English (Maruthi Publications).
2. Personality Development and Soft Skills (Oxford University Press, New Delhi).

I Year – I SEMESTER**T P C**
0 3 2**ENGINEERING PHYSICS LAB****List of Experiments**

1. Determination of wavelength of a source-Diffraction Grating-Normal incidence.
2. Newton's rings –Radius of Curvature of Plano_Convex Lens.
3. Determination of thickness of a thin object using parallel interference fringes.
4. Determination of Rigidity modulus of a material- Torsional Pendulum.
5. Determination of Acceleration due to Gravity and Radius of Gyration- Compound Pendulum.
6. Melde's experiment – Transverse and Longitudinal modes.
7. Verification of laws of stretched string – Sonometer.
8. Determination of velocity of sound – Volume resonator.
9. L C R Senes Resonance Circuit
10. Study of I/V Characteristics of Semiconductor diode.
11. I/V characteristics of Zener diode.
12. Thermistor characteristics – Temperature Coefficient.
13. Magnetic field along the axis of a current carrying coil – Stewart and Gee's apparatus.
14. Energy Band gap of a Semiconductor p.n junction.
15. Hall Effect for semiconductor.

REFERENCE:

1. Engineering Physics Lab Manual by Dr.Y. Aparna & Dr.K.Venkateswarao (V.G.S.Book links).
2. Physics practical manual, Lorven Publications.

I Year – I SEMESTER

T	P	C
0	3	2

**Engineering Physics
Virtual Labs - Assignments****List of Experiments**

1. Hall Effect
2. Crystal Structure
3. Hysteresis
4. Brewster's angle
5. Magnetic Levitation / SQUID
6. Numerical Aperture of Optical fiber
7. Photoelectric Effect
8. Simple Harmonic Motion
9. Damped Harmonic Motion
10. LASER – Beam Divergence and Spot size

URL: WWW.vlab.co.in

I Year – I SEMESTER**T P C**
0 3 2**ENGINEERING WORKSHOP & IT WORKSHOP****ENGINEERING WORKSHOP:**

Course Objective: To impart hands-on practice on basic engineering trades and skills.

Note: At least two exercises to be done from each trade.

Trade:

- | | |
|---------------------|---|
| Carpentry | <ol style="list-style-type: none">1. T-Lap Joint2. Cross Lap Joint3. Dovetail Joint4. Mortise and Tennon Joint |
| Fitting | <ol style="list-style-type: none">1. Vee Fit2. Square Fit3. Half Round Fit4. Dovetail Fit |
| Black Smithy | <ol style="list-style-type: none">1. Round rod to Square2. S-Hook3. Round Rod to Flat Ring4. Round Rod to Square headed bolt |
| House Wiring | <ol style="list-style-type: none">1. Parallel / Series Connection of three bulbs2. Stair Case wiring3. Florescent Lamp Fitting4. Measurement of Earth Resistance |
| Tin Smithy | <ol style="list-style-type: none">1. Taper Tray2. Square Box without lid3. Open Scoop4. Funnel |

IT WORKSHOP:

Objectives: Enabling the student to understand basic hardware and software tools through practical exposure.

PC Hardware:

Identification of basic peripherals, assembling a PC, installation of system software like MS Windows, device drivers. Troubleshooting Hardware and software _ some tips and tricks.

Internet & World Wide Web:

Different ways of hooking the PC on to the internet from home and workplace and effectively usage of the internet, web browsers, email, newsgroups and discussion forums .Awareness of cyber hygiene(protecting the personal computer from getting infected with the viruses), worms and other cyber attacks .

Productivity tools Crafting professional word documents; excel spread sheets, power point presentations and personal web sites using the Microsoft suite of office tools

(Note: Student should be thoroughly exposed to minimum of 12 Tasks)

PC Hardware**Task 1: Identification of the peripherals of a computer.**

To prepare a report containing the block diagram of the CPU along with the configuration of each peripheral and its functions. Description of various I/O Devices.

Task 2 (Optional) : A practice on disassembling the components of a PC and assembling them to back to working condition.

Task 3: Examples of Operating systems- DOS, MS Windows, Installation of MS windows on a PC.

Task 4: Introduction to Memory and Storage Devices , I/O Port, Device Drivers, Assemblers, Compilers, Interpreters , Linkers, Loaders.

Task 5:**Hardware Troubleshooting (Demonstration):**

Identification of a problem and fixing a defective PC(improper assembly or defective peripherals).

Software Troubleshooting (Demonstration):. Identification of a problem and fixing the PC for any software issues.

Internet & Networking Infrastructure

Task 6: Demonstrating Importance of Networking, Transmission Media, Networking Devices- Gateway, Routers, Hub, Bridge, NIC ,Bluetooth Technology, Wireless Technology, Modem, DSL, Dialup Connection.

Orientation & Connectivity Boot Camp and web browsing: Students are trained to configure the network settings to connect to the Internet. They are

trained to demonstrate the same through web browsing (including all tool bar options) and email access.

Task 7: Search Engines & Netiquette:

Students are enabled to use search engines for simple search, academic search and any other context based search (Bing, Google etc). Students are acquainted to the principles of micro-blogging, wiki, collaboration using social networks, participating in online technology forums.

Task 8: Cyber Hygiene (Demonstration): Awareness of various threats on the internet. Importance of security patch updates and anti-virus solutions. Ethical Hacking, Firewalls, Multi-factor authentication techniques including Smartcard, Biometrics are also practiced.

Word

Task 9 : MS Word Orientation:

Accessing, overview of toolbars, saving files, Using help and resources, rulers, formatting ,Drop Cap , Applying Text effects, Using Character Spacing, OLE in Word, using templates, Borders and Colors, Inserting Header and Footer, Using Date and Time option, security features in word, converting documents while saving.

Task 10: Creating project : Abstract Features to be covered:-Formatting Styles, Inserting table, Bullets and Numbering, Changing Text Direction, Cell alignment, Footnote, Hyperlink, Symbols, Spell Check , Track Changes, Images from files and clipart, Drawing toolbar and Word Art, Formatting Images, Textboxes and Paragraphs.

Excel

Task 11: Using spread sheet features of EXCEL including the macros, formulae, pivot tables, graphical representations.

Creating a Scheduler - Features to be covered:- Gridlines, Format Cells, Summation, auto fill, Formatting Text.

LOOKUP/VLOOKUP

Task 12: Performance Analysis - Features to be covered:- Split cells, freeze panes, group and outline, Sorting, Boolean and logical operators, Conditional formatting.

Power Point

Task 13: Students will be working on basic power point utilities and tools which help them create basic power point presentation. Topic covered during this week includes :- PPT Orientation, Slide Layouts, Inserting Text, Word

Art, Formatting Text, Bullets and Numbering, Auto Shapes, Lines and Arrows, Hyperlinks, Inserting –Images, Clip Art, Tables and Charts in Powerpoint.

Task 14: Focusing on the power and potential of Microsoft power point. Helps them learn best practices in designing and preparing power point presentation. Topic covered during this week includes: - Master Layouts (slide, template, and notes), Types of views (basic, presentation, slide slotter, notes etc), Inserting – Background, textures, Design Templates, Hidden slides, OLE in PPT.

TEXT BOOK:

Faculty to consolidate the workshop manuals using the following references

1. Computer Fundamentals, Anita Goel, Pearson.
2. Scott Mueller's Upgrading and Repairing PCs, 18/e, Scott. Mueller, QUE, Pearson, 2008.
3. Information Technology Workshop, 3e, G Praveen Babu, MV Narayana BS Publications.
4. Comdex Information Technology, Vikas Gupta, dreamtech.

REFERENCE BOOK:

1. Essential Computer and IT Fundamentals for Engineering and Science Students, Dr. N.B. Venkateswarlu.

I Year – II SEMESTER

T P C
3+1 0 3

ENGLISH –II
(Common to All Branches)

DETAILED TEXT-II :

Sure Outcomes: English for Engineers and Technologists

Recommended Topics :

1. TECHNOLOGY WITH A HUMAN FACE

OBJECTIVE: To make the learner understand how modern life has been shaped by technology.

OUTCOME: The proposed technology is people's technology. It serves the human person instead of making him the servant of machines.

2. CLIMATE CHANGE AND HUMAN STRATEGY

OBJECTIVE: To make the learner understand how the unequal heating of earth's surface by the Sun, an atmospheric circulation pattern is developed and maintained.

OUTCOME: The learner's understand that climate must be preserved.

3. EMERGING TECHNOLOGIES

OBJECTIVE: To introduce the technologies of the 20th century and 21st centuries to the learners.

OUTCOME: The learner will adopt the applications of modern technologies such as nanotechnology.

4. WATER- THE ELIXIR OF LIFE

OBJECTIVE: To inform the learner of the various advantages and characteristics of water.

OUTCOME: The learners will understand that water is the elixir of life.

5. THE SECRET OF WORK

OBJECTIVE:: In this lesson, Swami Vivekananda highlights the importance of work for any development.

OUTCOME: The students will learn to work hard with devotion and dedication.

6. WORK BRINGS SOLACE

OBJECTIVE: In this lesson Abdul Kalam highlights the advantage of work.

OUTCOME: The students will understand the advantages of work. They will overcome their personal problems and address themselves to national and other problems.

Text Book : 'Sure Outcomes' by Orient Black Swan Pvt. Ltd. Publishers

NON-DETAILED TEXT:

(From Modern Trailblazers of Orient Blackswan)
(Common single Text book for two semesters)

1. J.C. Bose

OBJECTIVE: To apprise of J.C.Bose's original contributions.

OUTCOME: The learner will be inspired by Bose's achievements so that he may start his own original work.

2. Homi Jehangir Bhabha

OBJECTIVE: To show Bhabha as the originator of nuclear experiments in India.

OUTCOME: The learner will be inspired by Bhabha's achievements so as to make his own experiments.

3. Vikram Sarabhai

OBJECTIVE: To inform the learner of the pioneering experiments conducted by Sarabhai in nuclear energy and relevance of space programmes.

OUTCOME: The learner will realize that development is impossible without scientific research.

4. A Shadow- R.K.Narayan

OBJECTIVE: To expose the reader to the pleasure of the humorous story.

OUTCOME: The learner will be in a position to appreciate the art of writing a short story and try his hand at it.

Text Book : 'Trail Blazers' by Orient Black Swan Pvt. Ltd. Publishers

I Year – II SEMESTER**T P C**
3+1 0 3**MATHEMATICS – III**
(LINEAR ALGEBRA & VECTOR CALCULUS)**(Common to All Branches)****UNIT I Linear systems of equations:**

Rank-Echelon form, Normal form – Solution of Linear Systems – Direct Methods- Gauss Elimination - Gauss Jordon and Gauss Seidal Methods.

Application: Finding the current in a electrical circuit.

Subject Category

ABET Learning Objectives a e k

ABET internal assessments 1 2 6 4

JNTUK External Evaluation A B E

UNIT II Eigen values - Eigen vectors and Quadratic forms:

Eigen values - Eigen vectors– Properties – Cayley-Hamilton Theorem - Inverse and powers of a matrix by using Cayley-Hamilton theorem- Quadratic forms- Reduction of quadratic form to canonical form – Rank - Positive, negative definite - semi definite - index – signature.

Application: Free vibration of a two-mass system.

Subject Category

ABET Learning Objectives a d e k

ABET internal assessments 1 2 4 6

JNTUK External Evaluation A B E

UNIT III Multiple integrals:

Review concepts of Curve tracing (Cartesian - Polar and Parametric curves)- Applications of Integration to Lengths, Volumes and Surface areas of revolution in Cartesian and Polar Coordinates.

Multiple integrals - double and triple integrals – change of variables – Change of order of Integration

Application: Moments of inertia

Subject Category

ABET Learning Objectives a e d

ABET internal assessments 1 2 6

JNTUK External Evaluation A B E

UNIT IV Special functions:

Beta and Gamma functions- Properties - Relation between Beta and Gamma functions- Evaluation of improper integrals.

Application: Evaluation of integrals

Subject Category

ABET Learning Objectives a e

ABET internal assessments 1 2 6

JNTUK External Evaluation A B E

UNIT V Vector Differentiation:

Gradient- Divergence- Curl - Laplacian and second order operators -Vector identities.

Application: Equation of continuity, potential surfaces

Subject Category

ABET Learning Objectives a e

ABET internal assessments 1 2 6

JNTUK External Evaluation A B E

UNIT VI Vector Integration:

Line integral – work done – Potential function – area- surface and volume integrals Vector integral theorems: Greens, Stokes and Gauss Divergence Theorems (Without proof) and related problems.

Application : work done, Force

Subject Category

ABET Learning Objectives a e

ABET internal assessments 1 2 6

JNTUK External Evaluation A B E

BOOKS:

1. **GREENBERG**, Advanced Engineering Mathematics, 9th Edition, Wiley-India.
2. **B.V. RAMANA**, Higher Engineering Mathematics, Tata Mc Grawhill.
3. **ERWIN KREYSZIG**, Advanced Engineering Mathematics, 9th Edition, Wiley-India.
4. **PETER O'NEIL**, Advanced Engineering Mathematics, Cengage Learning.
5. **D.W. JORDAN AND T. SMITH**, Mathematical Techniques, Oxford University Press.

Subject Category	ABET Learning Objectives	ABET Internal Assessments	JNTUK External Evaluation	Remarks
Theory Design Analysis Algorithms Drawing Others	a) Apply knowledge of math, science, & engineering b) Design & conduct experiments, analyze & interpret data c) Design a system/process to meet desired needs within economic, social, political, ethical, health/safety, manufacturability, & sustainability constraints d) Function on multidisciplinary teams e) Identify, formulate, & solve engineering problems f) Understand professional & ethical responsibilities g) Communicate effectively h) Understand impact of engineering solutions in global, economic, environmental, & societal context i) Recognize need for & be able to engage in lifelong learning j) Know contemporary issues k) Use techniques, skills, modern tools for engineering practices	1. Objective tests 2. Essay questions tests 3. Peer tutoring based 4. Simulation based 5. Design oriented 6. Problem based 7. Experiential (project based) based 8. Lab work or field work based 9. Presentation based 10. Case Studies based 11. Role-play based 12. Portfolio based	A. Questions should have: B. Definitions, Principle of operation or philosophy of concept. C. Mathematical treatment, derivations, analysis, synthesis, numerical problems with inference. D. Design oriented problems E. Trouble shooting type of questions F. Applications related questions G. Brain storming questions	

I Year – II SEMESTER**T P C**
3+1 0 3**ENGINEERING CHEMISTRY****UNIT-I: WATER TECHNOLOGY**

Hard Water – Estimation of hardness by EDTA method – Potable water- Sterilization and Disinfection – Boiler feed water – Boiler troubles – Priming and foaming, scale formation, corrosion, caustic embrittlement, turbine deposits – Softening of water – Lime soda, Zeolite processes – Reverse osmosis – Electro Dialysis, Ion exchange process.

Objectives : For prospective engineers knowledge about water used in industries (boilers etc.) and for drinking purposes is useful; hence chemistry of hard water, boiler troubles and modern methods of softening hard water is introduced.

UNIT-II : ELECTROCHEMISTRY

Concept of Ionic conductance – Ionic Mobilities – Applications of Kohlrausch law – Conductometric titrations – Galvanic cells – Electrode potentials – Nernst equation – Electrochemical series – Potentiometric titrations – Concentration cells – Ion selective electrode –Glass electrodes – Fluoride electrode; Batteries and Fuel cells.

Objectives : Knowledge of galvanic cells, electrode potentials, concentration cells is necessary for engineers to understand corrosion problem and its control ; also this knowledge helps in understanding modern bio-sensors, fuel cells and improve them.

UNIT-III : CORROSION

Causes and effects of corrosion – theories of corrosion (dry, chemical and electrochemical corrosion) – Factors affecting corrosion – Corrosion control methods – Cathodic protection –Sacrificial Anodic, Impressed current methods – Surface coatings – Methods of application on metals (Hot dipping, Galvanizing, tinning, Cladding, Electroplating, Electroless plating) – Organic surface coatings – Paints – Their constituents and their functions.

Objectives : the problems associated with corrosion are well known and the engineers must be aware of these problems and also how to counter them.

UNIT-IV : HIGH POLYMERS

Types of Polymerization – Stereo regular Polymers – Physical and Mechanical properties of polymers – Plastics – Thermoplastics and thermo

setting plastics – Compounding and Fabrication of plastics – Preparation and properties of Polyethylene, PVC and Bakelite – Elastomers – Rubber and Vulcanization – Synthetic rubbers – Styrene butadiene rubber – Thiokol – applications.

Objectives : Plastics are materials used very widely as engineering materials. An understanding of properties particularly physical and mechanical properties of polymers / plastics / elastomers helps in selecting suitable materials for different purposes.

UNIT-V : FUELS

Coal – Proximate and ultimate analysis – Numerical problems based on analysis – Calorific value – HCV and LCV – Problems based on calorific values; petroleum – Refining – Cracking – Petrol – Diesel knocking; Gaseous fuels – Natural gas – LPG, CNG – Combustion – Problems on air requirements.

Objectives : A board understanding of the more important fuels employed on a large scale is necessary for all engineer to understand energy – related problems and solve them.

UNIT-VI : CHEMISTRY OF ADVANCED MATERIALS

Nanomaterials (Preparation of carbon nanotubes and fullerenes – Properties of nanomaterials – Engineering applications) – Liquid crystals (Types – Application in LCD and Engineering Applications) – Fiber reinforced plastics – Biodegradable polymers – Conducting polymers – Solar cells (Solar heaters – Photo voltaic cells – Solar reflectors – Green house concepts – Green chemistry (Methods for green synthesis and Applications) – Cement – Hardening and setting – Deterioration of cement concrete.

Objectives : With the knowledge available now, future engineers should know at least some of the advanced materials that are becoming available. Hence some of them are introduced here.

TEXT BOOKSS

1. Jain and Jain (Latest Edition), Engineering Chemistry, Dhanpat Rai Publishing company Ltd.
2. N.Y.S.Murthy, V.Anuradha, KRamaRao “A Text Book of Engineering Chemistry”, Maruthi Publications.
3. C.Parameswara Murthy, C.V.Agarwal, Adhra Naidu (2006) Text Book of Engineering Chemistry, B.S.Publications.
4. B.Sivasankar (2010), Engineering Chemistry, McGraw-Hill companies.

-
5. Ch.Venkata Ramana Reddy and Ramadevi (2013), Engineering Chemistry, Cengage Learning.

REFERENCES

1. S.S. Dara (2013) Text Book of Engineering Chemistry, S.Chand Technical Series.
2. K.Sesha Maheswaramma and Mridula Chugh (2013), Engineering Chemistry, Pearson Publications.
3. R.Gopalan, D.Venkatappayya, Sulochana Nagarajan (2011), Text Book of Engineering Chemistry, Vikas Publications.
4. B.Viswanathan and M.Aulice Scibioh (2009), Fuel Cells, Principals and applications, University Press.

I Year – II SEMESTER

T	P	C
3+1	0	3

ENGINEERING MECHANICS**Objectives:**

The students completing this course are expected to understand the concepts of forces and its resolution in different planes, resultant of force system, Forces acting on a body, their free body diagrams using graphical methods. They are required to understand the concepts of centre of gravity and moments of inertia and their application, Analysis of frames and trusses, different types of motion, friction and application of work - energy method.

UNIT – I

Objectives: The students are to be exposed to the concepts of force and friction, direction and its application.

Introduction to Engg. Mechanics – Basic Concepts.

Systems of Forces : Coplanar Concurrent Forces – Components in Space – Resultant – Moment of Force and its Application – Couples and Resultant of Force Systems. Introduction, limiting friction and impending motion, coulomb's laws of dry friction, coefficient of friction, cone of friction.

UNIT II

Objectives: The students are to be exposed to application of free body diagrams. Solution to problems using graphical methods and law of triangle of forces.

Equilibrium of Systems of Forces : Free Body Diagrams, Equations of Equilibrium of Coplanar Systems, Spatial Systems for concurrent forces. Lamis Theorm, Graphical method for the equilibrium of coplanar forces, Converse of the law of Triangle of forces, converse of the law of polygon of forces condition of equilibrium.

UNIT – III

Objectives : The students are to be exposed to concepts of centre of gravity.

Centroid : Centroids of simple figures (from basic principles) – Centroids of Composite Figures.

Centre of Gravity : Centre of gravity of simple body (from basis principles), centre of gravity of composite bodies, pappus theorem.

UNIT IV

Objective: The students are to be exposed to concepts of moment of inertia and polar moment of inertia including transfer methods and their applications.

Area moments of Inertia : Definition – Polar Moment of Inertia, Transfer Theorem, Moments of Inertia of Composite Figures, Products of Inertia, Transfer Formula for Product of Inertia. **Mass Moment of Inertia :** Moment of Inertia of Masses, Transfer Formula for Mass Moments of Inertia, mass moment of inertia of composite bodies.

UNIT – V

Objectives : The students are to be exposed to motion in straight line and in curvilinear paths, its velocity and acceleration computation and methods of representing plane motion.

Kinematics : Rectilinear and Curvelinear motions – Velocity and Acceleration – Motion of Rigid Body – Types and their Analysis in Planar Motion. **Kinetics :** Analysis as a Particle and Analysis as a Rigid Body in Translation – Central Force Motion – Equations of Plane Motion – Fixed Axis Rotation – Rolling Bodies.

UNIT – VI

Objectives: The students are to be exposed to concepts of work, energy and particle motion

Work – Energy Method : Equations for Translation, Work-Energy Applications to Particle Motion, Connected System-Fixed Axis Rotation and Plane Motion. Impulse momentum method.

TEXT BOOKS:

1. Engg. Mechanics - S.Timoshenko & D.H.Young., 4th Edn - , Mc Graw Hill publications.
2. Engineering Mechanics: Statics and Dynamics 3rd edition, Andrew Pytel and Jaan Kiusalaas; Cengage Learning publishers.

REFERENCES:

1. Engineering Mechanics statics and dynamics – R.C.Hibbeler, 11th Edn – Pearson Publ.
2. Engineering Mechanics , statics – J.L.Meriam, 6th Edn – Wiley India Pvt. Ltd.

3. Engineering Mechanics, dynamics – J.L.Meriam, 6th Edn – Wiley India Pvt. Ltd.
4. Engineering Mechanics, statics and dynamics – I.H.Shames, – Pearson Publ.
5. Mechanics For Engineers, statics - F.P.Beer & E.R.Johnston – 5th Edn Mc Graw Hill Publ.
6. Mechanics For Engineers, dynamics - F.P.Beer & E.R.Johnston – 5th Edn Mc Graw Hill Publ.
7. Theory & Problems of engineering mechanics, statics & dynamics – E.W.Nelson, C.L.Best & W.G. McLean, 5th Edn – Schaum's outline series - Mc Graw Hill Publ.
8. Engineering Mechanics, Ferdinand. L. Singer, Harper – Collins.
9. Engineering Mechanics statics and dynamics, A Nelson, Mc Graw Hill publications.
10. Engineering Mechanics, Tayal. Umesh Publ.

I Year – II SEMESTER

T	P	C
3+1	0	3

ELECTRICAL CIRCUIT ANALYSIS – I**Preamble:**

This course introduces the basic concepts of circuit analysis which is the foundation for all subjects of the Electrical Engineering discipline. The emphasis of this course is laid on the basic analysis of circuits which includes single phase circuits, magnetic circuits, network theorems, transient analysis and network topology.

Objectives:

- i. To study the concepts of passive elements, types of sources and various network reduction techniques.
- ii. To understand the behaviour of RLC networks for sinusoidal excitations.
- iii. To study the performance of R-L, R-C and R-L-C circuits with variation of one of the parameters and to understand the concept of resonance.
- iv. To study the concept of magnetic coupled circuit.
- v. To understand the applications of network topology to electrical circuits.
- vi. To understand the applications of network theorems for analysis of electrical networks.

UNIT-I**Introduction to Electrical Circuits**

Passive components and their V-I relations. Sources (dependent and independent) - Kirchoff's laws, Network reduction techniques(series, parallel, series - parallel, star-to-delta and delta-to-star transformation). source transformation technique, nodal analysis and mesh analysis.

UNIT-II**Single Phase A.C Systems**

Periodic waveforms (determination of rms, average value and form factor). Concept of phase angle and phase difference.

Complex and polar forms of representations, steady state analysis of R, L and C circuits.

Power Factor and its significance – Real, Reactive power and apparent Power.

UNIT-III

Resonance

Locus diagrams for various combination of R, L and C. Resonance, concept of band width and Quality factor.

UNIT-IV

Magnetic Circuit

Basic definition of MMF, flux and reluctance. Analogy between electrical and magnetic circuits.

Faraday's laws of electromagnetic induction Concept of self and mutual inductance.

Dot convention-coefficient of coupling and composite magnetic circuit. Analysis of series and parallel magnetic circuits.

UNIT-V

Network topology

Definitions of Graph and Tree. Basic cutset and tieset matrices for planar networks. Loop and nodal methods of analysis of networks with dependent and independent voltage and current sources. Duality and Dual networks.

UNIT-VI

Network theorems (DC & AC Excitations)

Superposition theorem, Thevenin's theorem, Norton's theorem, Maximum Power Transfer theorem, Reciprocity theorem, Millman's theorem and compensation theorem.

Outcomes:

Students are able to solve

- i. Various electrical networks in presence of active and passive elements.
- ii. Any R, L, C network with sinusoidal excitation.
- iii. Any R, L, C network with variation of any one of the parameters i.e R, L, C. and f.
- iv. Any magnetic circuit with various dot conventions.
- v. Electrical networks with network topology concepts.
- vi. Electrical networks by using principles of network theorems.

TEXT BOOKS:

1. Engineering Circuit Analysis by William Hayt and Jack E. Kemmerley, Mc Graw Hill Company, 6th edition.
2. Network Analysis: Van Valkenburg; Prentice-Hall of India Private Ltd.

REFERENCE BOOKS:

1. Introduction to Circuit Analysis and Design by Tildon Glisson, Jr, Springer Publications.
2. Electric Circuit Analysis by K.S. Suresh Kumar, Pearson publications
3. Electric Circuits by David A. Bell, Oxford publications.
4. Introductory Circuit Analysis by Robert L Boylestad, Pearson Publications.
5. Circuit Theory (Analysis and Synthesis) by A. Chakrabarti, Dhanpat Rai & Co.

I Year – II SEMESTER

T P C
3+1 0 3

COMPUTER PROGRAMMING

Objectives: Formulating algorithmic solutions to problems and implementing algorithms in C.

UNIT I:

Unit objective: Notion of Operation of a CPU, Notion of an algorithm and computational procedure, editing and executing programs in Linux

Introduction: Computer systems, Hardware and Software Concepts,

Problem Solving: Algorithm / Pseudo code, flowchart, program development steps, computer languages: machine, symbolic and highlevel languages, Creating and Running Programs: Writing, Editing (vi/emacs editor), Compiling (gcc), Linking and Executing in under Linux.

BASICS OF C: Structure of a C program, identifiers, basic data types and sizes. Constants, Variables, Arithmetic, relational and logical operators, increment and decrement operators, conditional operator, assignment operator, expressions, type conversions, Conditional Expressions, precedence and order of evaluation, Sample Programs.

UNIT II:

Unit objective: understanding branching, iteration and data representation using arrays

SELECTION – MAKING DECISION: TWO WAY SELECTION: if-else, null else, nested if, examples, Multi-way selection: switch, else-if, examples.

ITERATIVE: loops- while, do-while and for statements , break, continue, initialization and updating, event and counter controlled loops, Looping applications: Summation, powers, smallest and largest.

ARRAYS: Arrays- concepts, declaration, definition, accessing elements, storing elements, Strings and String Manipulations, 1-D arrays, 2-D arrays and character arrays, string manipulations, Multidimensional arrays, array applications: Matrix operations, checking the symmetricity of a Matrix.

STRINGS: concepts, c strings.

UNIT III:

Objective: Modular programming and recursive solution formulation

FUNCTIONS- MODULAR PROGRAMMING: functions, basics, parameter passing, storage classes extern, auto, register, static, scope rules,

block structure, user defined functions, standard library functions, recursive functions, Recursive solutions for fibonacci series, towers of Hanoi, header files, C Preprocessor, example c programs, Passing 1-D arrays, 2-D arrays to functions.

UNIT IV:

Objective: Understanding pointers and dynamic memory allocation

POINTERS: pointers- concepts, initialization of pointer variables, pointers and function arguments, passing by address- dangling memory, address arithmetic, character pointers and functions, pointers to pointers, pointers and multi-dimensional arrays, dynamic memory management functions, command line arguments.

UNIT V:

Objective: Understanding miscellaneous aspects of C

ENUMERATED, STRUCTURE AND UNION TYPES: Derived types- structures- declaration, definition and initialization of structures, accessing structures, nested structures, arrays of structures, structures and functions, pointers to structures, self referential structures, unions, typedef, bit-fields, program applications.

BIT-WISE OPERATORS: logical, shift, rotation, masks.

UNIT VI:

Objective: Comprehension of file operations

FILE HANDLING: Input and output- concept of a file, text files and binary files, Formatted I/O, File I/O operations, example programs.

Text Books:

1. Problem Solving and Program Design in C, Hanly, Koffman, 7th ed, PEARSON.
2. Programming in C, Second Edition Pradip Dey and Manas Ghosh, OXFORD Higher Education.
3. Programming in C, A practical approach Ajay Mittal PEARSON.
4. The C programming Language by Dennis Richie and Brian Kernighan
5. Programming in C, B. L. Juneja, Anith Seth, Cengage Learning.

Reference Books and web links:

1. C Programming, A Problem Solving Approach, Forouzan, Gilberg, Prasad, CENGAGE.
2. Programming with C, Bichkar, Universities Press.
3. Programming in C, Reema Thareja, OXFORD.
4. C by Example, Noel Kalicharan, Cambridge.

I Year – II SEMESTER

T	P	C
0	3	2

ENGINEERING CHEMISTRY LABORATORY**List of Experiments**

1. Introduction to chemistry laboratory – Molarity, Normality, Primary, Secondary standard solutions, Volumetric titrations, Quantitative analysis, Quantitative analysis etc.
2. Trial experiment – Estimation of HCl using standard Na_2CO_3 solutions
3. Estimation of KMnO_4 using standard Oxalic acid solution.
4. Estimation of Ferric iron using standard $\text{K}_2\text{Cr}_2\text{O}_7$ solution.
5. Estimation of Copper using standard $\text{K}_2\text{Cr}_2\text{O}_7$ solution.
6. Estimation of Total Hardness water using standard EDTA solution.
7. Estimation of Copper using standard EDTA solution.
8. Estimation of Copper using Colorimeter
9. Estimation of pH of the given sample solution using pH meter.
10. Conductometric Titrations between strong acid and strong base
11. Conductometric Titrations between strong acid and Weak base
12. Potentiometric Titrations between strong acid and strong base
13. Potentiometric Titrations between strong acid and Weak base
14. Estimation of Zinc using standard potassium ferrocyanide solution
15. Estimation of Vitamin – C

TEXT BOOKS

1. Dr.Jyotsna Cherukuis(2012)Laboratory Manual of Engineering Chemistry-II, VGS Techno Series.
2. Chemistry Practical Manual, Lorven Publications.
3. K. Mukkanti (2009) Practical Engineering Chemistry, B.S.Publication.

I Year – II SEMESTER**T P C**
0 3 2**ENGLISH – COMMUNICATION SKILLS LAB – II****Suggested Lab Manuals:**

OBJECTIVE: To impart to the learner the skills of grammar as well as communication through listening, speaking, reading, and writing including soft, that is life skills.

ADVANCED COMMUNICATION SKILLS

UNIT 6	Body language
UNIT 7	Dialogues
UNIT 8	Interviews and Telephonic Interviews
UNIT 9	Group Discussions
UNIT 10	Presentation Skills
UNIT 11	Debates

Text Book:

‘Strengthen your Communication Skills’ Part-B by Maruthi Publications

Reference Books:

1. INFOTECH English (Maruthi Publications).
2. Personality Development and Soft Skills (Oxford University Press, New Delhi).

I Year – II SEMESTER

T	P	C
0	3	2

C PROGRAMMING LAB**Exercise 1**

- Write a C Program to calculate the area of triangle using the formula $\text{area} = (s(s-a)(s-b)(s-c))^{1/2}$ where $s = (a+b+c)/2$
- Write a C program to find the largest of three numbers using ternary operator.
- Write a C Program to swap two numbers without using a temporary variable.

Exercise 2

- 2's complement of a number is obtained by scanning it from right to left and complementing all the bits after the first appearance of a 1. Thus 2's complement of 11100 is 00100. Write a C program to find the 2's complement of a binary number.
- Write a C program to find the roots of a quadratic equation.
- Write a C program, which takes two integer operands and one operator from the user, performs the operation and then prints the result. (Consider the operators +, -, *, /, % and use Switch Statement).

Exercise 3

- Write a C program to find the sum of individual digits of a positive integer and find the reverse of the given number.
- A Fibonacci sequence is defined as follows: the first and second terms in the sequence are 0 and 1. Subsequent terms are found by adding the preceding two terms in the sequence. Write a C program to generate the first n terms of the sequence.
- Write a C program to generate all the prime numbers between 1 and n, where n is a value supplied by the user.

Exercise 4

- Write a C Program to print the multiplication table of a given number n up to a given value, where n is entered by the user.
- Write a C Program to enter a decimal number, and calculate and display the binary equivalent of that number.
- Write a C Program to check whether the given number is Armstrong number or not.

Exercise 5

- a) Write a C program to interchange the largest and smallest numbers in the array.
- b) Write a C program to implement a liner search.
- c) Write a C program to implement binary search

Exercise 6

- a) Write a C program to implement sorting of an array of elements .
- b) Write a C program to input two $m \times n$ matrices, check the compatibility and perform addition and multiplication of them.

Exercise 7

Write a C program that uses functions to perform the following operations:

- i. To insert a sub-string in to given main string from a given position.
- ii. To delete n Characters from a given position in a given string.
- iii. To replace a character of string either from beginning or ending or at a specified location.

Exercise 8

Write a C program that uses functions to perform the following operations using Structure:

- i) Reading a complex number
- ii) Writing a complex number
- iii) Addition of two complex numbers
- iv) Multiplication of two complex numbers

Exercise 9

Write C Programs for the following string operations without using the built in functions.

- to concatenate two strings
- to append a string to another string
- to compare two strings

Exercise 10

Write C Programs for the following string operations without using the built in functions.

- to find t he length of a string
- to find whether a given string is palindrome or not

Exercise 11

- a) Write a C functions to find both the largest and smallest number of an array of integers.
- b) Write C programs illustrating call by value and call by reference concepts.

Exercise 12

Write C programs that use both recursive and non-recursive functions for the following

- i) To find the factorial of a given integer.
- ii) To find the GCD (greatest common divisor) of two given integers.
- iii) To find Fibonacci sequence

Exercise 13

- a) Write C Program to reverse a string using pointers
- b) Write a C Program to compare two arrays using pointers

Exercise 14

- a) Write a C program consisting of Pointer based function to exchange value of two integers using passing by address.
- b) Write a C program to swap two numbers using pointers.

Exercise 15

Examples which explores the use of structures, union and other user defined variables.

Exercise 16

- a) Write a C program which copies one file to another.
- b) Write a C program to count the number of characters and number of lines in a file.
- c) Write a C Program to merge two files into a third file. The names of the files must be entered using command line arguments.

II Year – I SEMESTER

T	P	C
3+1	0	3

ELECTRICAL CIRCUIT ANALYSIS-II**Preamble :**

This course aims at study of three phase systems, transient analysis, network synthesis and fourier analysis for the future study and analysis of power systems.

Objectives:

- i. To study the concepts of balanced three-phase circuits.
- ii. To study the concepts of unbalanced three-phase circuits.
- iii. To study the transient behaviour of electrical networks with DC, pulse and AC excitations.
- iv. To study the performance of a network based on input and output excitation/response.
- v. To understand the realization of electrical network function into electrical equivalent passive elements.
- vi. To understand the application of fourier series and fourier transforms for analysis of electrical circuits.

UNIT-I Balanced Three phase circuits

Phase sequence- star and delta connection - relation between line and phase voltages and currents in balanced systems - analysis of balanced three phase circuits - measurement of active and reactive power in balanced three phase systems.

UNIT-II Unbalanced Three phase circuits

Analysis of three phase unbalanced circuits: Loop method – Star-Delta transformation technique, Two wattmeter methods for measurement of three phase power.

UNIT-III Transient Analysis in DC and AC circuits

Transient response of R-L, R-C, R-L-C circuits for DC and AC excitations, Solution using differential equations and Laplace transforms.

UNIT-IV Two Port Networks

Two port network parameters – Z, Y, ABCD and hybrid parameters and their relations, Cascaded networks - poles and zeros of network functions.

UNIT-V Network synthesis

Positive real function - basic synthesis procedure - LC immittance functions - RC impedance functions and RL admittance function - RL impedance function and RC admittance function - Foster and Cauer methods.

UNIT-VI Fourier analysis and Transforms

Fourier theorem- Trigonometric form and exponential form of Fourier series, Conditions of symmetry- line spectra and phase angle spectra, Analysis of electrical circuits to non sinusoidal periodic waveforms.

Fourier integrals and Fourier transforms – properties of Fourier transforms and application to electrical circuits.

Outcomes:

- i. Students are able to solve three- phase circuits under balanced condition.
- ii. Students are able to solve three- phase circuits under unbalanced condition.
- iii. Students are able find out transient response of electrical networks with different types of excitations.
- iv. Students are able to estimate the different types of two port network parameters.
- v. Students are able to represent electrical equivalent network for a given network transfer function.
- vi. Students are able to extract different harmonics components from the response of a electrical network.

Text Books:

1. Engineering Circuit Analysis by William Hayt and Jack E.Kemmerley, Mc Graw Hill Company, 6th edition.
2. Network synthesis: Van Valkenburg; Prentice-Hall of India Private Ltd.

Reference Books:

1. Introduction to circuit analysis and design by Tildon Glisson. Jr, Springer Publications.
2. Circuits by A.Bruce Carlson , Cengage Learning Publications.
3. Network Theory Analysis and Synthesis by Smarajit Ghosh, PHI publications.
4. Networks and Systems by D. Roy Choudhury, New Age International publishers.
5. Electric Circuits by David A. Bell, Oxford publications.
6. Circuit Theory (Analysis and Synthesis) by A.chakrabarthy, Dhanpat Rai&co.

II Year – I SEMESTER

T	P	C
3+1	0	3

THERMAL AND HYDRO PRIME MOVERS**Part-A: Thermal prime movers**

Course Objectives: To make the student understand the types of prime movers, which can be connected to generators for power production and should obtain the skills of performing the necessary calculations with respect to the functioning of the prime movers.

UNIT I:

Objectives: To make the student learn about the constructional features, operational details of various types of internal combustion engines through the details of several engine systems and the basic air standard cycles, that govern the engines. Further, the student shall be able to calculate the performance of different types of internal combustion engines.

I.C Engines: Classification, working principles – valve and port timing diagrams – air standard cycles – Engine systems line fuel injection, carburetion, ignition, cooling and lubrication – Engine performance evaluation.

UNIT II:

Objectives: To train the student in the aspects of steam formation and its utilities through the standard steam data tables and charts. To make the student correlate between the air standard cycles and the actual cycles that govern the steam turbines. To train the student to calculate the performance of steam turbines using velocity diagrams.

Properties of Steam and use of Steam Tables- T-S and H-S Diagrams. Analysis of Various Thermodynamic Processes undergone by Steam.

Vapor Power Cycles: Carnot Cycle-Rankine Cycle- Thermodynamic Variables Effecting Efficiency and output of Rankine Cycle-. Analysis of simple Rankine Cycle and Re-heat cycle.

Steam Turbines: Schematic layout of steam power plant Classification of Steam Turbines- Impulse Turbine and Reaction Turbine- Compounding in Turbines- Velocity Diagrams for simple Impulse and Reaction Turbines- Work done & efficiency.

UNIT III:

Objectives: To impart the knowledge of gas turbine fundamentals, the governing cycles and the methods to improve the efficiency of gas turbines.

Gas Turbines: Simple gas turbine plant-ideal cycle, closed cycle -open cycle-. Efficiency, Work ratio and optimum pressure ratio for simple gas turbine cycle. Actual cycle, analysis of simple cycles & cycles with inter cooling, reheating and Regeneration.

Part-B: Hydro prime movers**UNIT IV:**

Objectives: To teach the student about the fundamental of fluid dynamic equations and its applications fluid jets. To impart the knowledge of various types of pumps, their constructional features, working and performance.

IMPACT OF JETS AND PUMPS: Impulse momentum equation, Impact of Jet on stationary and moving vanes (flat and curved). Pumps: Types of pumps, Centrifugal pumps: Main components, Working principle, Multi stage pumps, Performance and characteristic curves.

UNIT V:

Objectives: To make the student learn about the constructional features, operational details of various types of hydraulic turbines. Further, the student shall be able to calculate the performance of hydraulic turbines.

HYDRAULIC TURBINES: Classification of turbines; Working principle, Efficiency calculation and Design principles for Pelton Wheel, Francis and for Kaplan turbines; Governing of turbines; Performance and characteristic curves.

UNIT VI:

Objectives: To train the student in the areas of types of hydro electric power plants, estimation and calculation of different loads by considering various factors.

HYDRO POWER: Components of Hydro electric power plant: pumped storage systems, Estimation of water power potential; Estimation of load on turbines: load curve, load factor, capacity factor, utilization factor, diversity factor, load – duration curve, firm power, secondary power, prediction of load.

Text Books:

1. Thermal Engineering by Rajput, Lakshmi publications
2. Thermal engineering by M.L.Mathur and F.S.Mehta, Jain Brothers.
3. “Hydraulics & Fluid Mechanics”, P.N. Modi and S.M. Seth, TEXT BOOKS House, Delhi
4. “Fluid Mechanics & Hydraulic Machinery” A.K.Jain, , Khanna Publishers, Delhi.

Reference Books:

1. “Fluid Mechanics” by Victor. L. Streeter.
2. “Introduction to Fluid Mechanics” Edward .J. Shaughnessy Jr.
3. “Fluid Mechanics & Its Applications”, Vijay Gupta, Santhosh. K.Gupta.
4. “Fluid Mechanics & Fluid power Engineering, Dr D.S. Kumar.
5. “Water Power Engineering” M.M Desumukh.

II Year – I SEMESTER**T P C**
3+1 0 3**BASIC ELECTRONICS AND DEVICES**

Preamble: This course introduces the concepts of semi-conductor physics and operation of various semi-conductor devices. Realization of rectifiers, amplifiers and oscillators using semi-conductor devices and their analysis is also introduced in this course.

Unit-I:

Objective: To learn the basics of semiconductor physics.

Review of Semi Conductor Physics: Insulators, Semi conductors, and Metals classification using Energy Band Diagrams, Mobility and Conductivity, Electrons and holes in Intrinsic Semi conductors, Extrinsic Semi Conductor, (P and N Type semiconductor) Hall effect, Generation and Recombination of Charges, Diffusion, Continuity Equation, Injected Minority Carriers, Law of Junction, Introduction to fermi level in Intrinsic, Extrinsic semi conductors with necessary mathematics.

Outcome:

Students are able to understand the basic concepts of semiconductor physics, which are useful to understand the operation of diodes and transistors.

Unit-II:**Objective:**

To study the construction details, operation and characteristics of various semiconductor diodes.

Junction Diode Characteristics

Operation and characteristics of p-n junction diode. Current components in p-n diode, diode equation. Temperature dependence on V-I characteristic, diffusion capacitance and diode resistance (static and dynamic), energy band diagram of p-n diode.

Special Diodes: Avalanche and Zener break down, Zener characteristics, tunnel diode, characteristics with the help of energy band diagrams, Varactor diode, LED, PIN diode, Photo diode.

Outcome:

Students are able to explain the operation and characteristics of PN junction diode and special diodes.

Unit-III:**Objective:**

To understand the operation and analysis of rectifiers with and without filters. Further study the operation of series and shunt regulators using zener diodes.

Rectifiers and Regulators

Half wave rectifier, ripple factor, full wave rectifier (with and without transformer), harmonic components in a rectifier circuit, inductor filter, capacitor filter, L-section filter, Π - section filter, and comparison of various filter circuits in terms of ripple factors. Simple circuit of a regulator using Zener diode. Types of regulators-series and shunt voltage regulators, over load voltage protection.

Outcome:

Ability to understand operation and design aspects of rectifiers and regulators.

Unit-IV:**Objective:**

To study the characteristics of different bipolar junction transistors and their biasing stabilization and compensation techniques. To analyze transistor amplifiers using h-parameters.

Transistors

Junction transistor, transistor current components, transistor as an amplifier and switch. Characteristics of transistor (CE, CB and CC configurations). Transistor biasing and thermal stabilization (to fixed bias, collector to base bias, self bias). Compensation against variation in base emitter voltage and collector current. Thermal runaway. Hybrid model of transistor. Analysis of transistor amplifier using h-parameters

Outcome:

Students are able to understand the characteristics of various transistor configurations. They become familiar with different biasing, stabilization and compensation techniques used in transistor circuits.

Unit- V:**Objective:**

To understand the basics of FET,Thyristors, Power IGBTs and Power MOSFETs.

Power semiconductor devices

Principle of operation and characteristics of Thyristors, Silicon control

rectifiers, power IGBT and power MOSFET their ratings. Comparison of power devices.

FET: JFET Characteristics (Qualitative explanation), MOFET Characteristics–static and Transfer (enhancement and depletion mode), low frequency model of FET, FET as an amplifier.

Outcome:

Students are able to understand the operation and characteristics of FET, Thyristors, Power IGBTs and Power MOSFETs.

Unit VI :

Objective:

To understand the concepts of positive and negative feedbacks and their role in amplifiers and oscillators.

Amplifiers and oscillators

Feedback Amplifiers -classification, feedback concept, transfer gain and general characteristics of negative feedback amplifiers, effect of feedback on input and output resistances. Methods of analysis of feedback amplifiers.

Power Amplifiers – Classification, push-pull amplifiers, Introduction to harmonics (distortion factor).

Oscillators – Condition for oscillation, RC-phase shift oscillator. Wein bridge oscillator, Crystal oscillator. Frequency and amplitude stability of oscillators.

Outcome:

Students are able to understand the merits and demerits of positive and negative feedback and the role of feedback in oscillators and amplifiers.

TEXT BOOKS:

1. Electronic Devices and Circuits – J. Millman, C.C. Halkias, Tata Mc-Graw Hill.
2. Electronics devices and circuits by Atul P. Godse, Uday, Bakshi, Technical Publication.

REFERENCE BOOKS:

1. Electronic Devices and Circuits by David A. Bell, Oxford University Press.
2. Electronic Devices and Circuits – Salivahanan, Kumar, Vallavaraj, TATA Mc Graw Hill, Second Edition.
3. Electronic Devices and Circuits – R.L. Boylestad and Louis Nashelsky, Pearson/Prentice Hall, 9th Edition, 2006.

II Year – I SEMESTER

T	P	C
3+1	0	3

COMPLEX VARIABLE AND STATISTICAL METHODS**UNIT-I Functions of a complex variable:**

Introduction – Continuity – Differentiability – Analyticity – Properties – Cauchy-Riemann equations in Cartesian and polar coordinates. Harmonic and conjugate harmonic functions – Milne – Thompson method.

Subject Category

ABET Learning Objectives a e

ABET internal assessments 1 2 6

JNTUK External Evaluation A B E

UNIT-II Integration and Series Expansions

Complex integration: Line integral – Cauchy's integral theorem, Cauchy's integral formula, Generalized integral formula (all without proofs)- Radius of convergence – Expansion in Taylor's series, Maclaurin's series and Laurent series.

Subject Category

ABET Learning Objectives a e k

ABET internal assessments 1 2 6

JNTUK External Evaluation A B E

UNIT III Integration using Residues:

Types of Singularities: Isolated, pole of order m, essential - Residues – Residue theorem(without proof) - Evaluation of real integrals of type (a) (b) (c)

Subject Category

ABET Learning Objectives a e

ABET internal assessments 1 2 6

JNTUK External Evaluation A B E

UNIT IV Conformal Mapping:

Transformation by $\exp z$, $\ln z$, z^2 , z^n (n positive integer), $\sin z$, $\cos z$, $z + a/z$ - Translation, rotation, inversion and bilinear transformation – fixed point – cross ratio – properties – invariance of circles.

Subject Category

ABET Learning Objectives a e k

ABET internal assessments 1 2 6

JNTUK External Evaluation A B E

UNIT V Sampling Distributions:

Review of Normal distribution - Population and samples - Sampling distribution of mean (with known and unknown variance), proportion, variances - Sampling distribution of sums and differences - Point and interval estimators for means, variances, proportions.

Subject Category

ABET Learning Objectives a e k

ABET internal assessments 1 2 6

JNTUK External Evaluation A B E

UNIT VI Tests of Hypothesis

Type I and Type II errors -Maximum error- One tail, two-tail tests - Tests concerning one mean and proportion, two means- Proportions and their differences using Z-test, Student's t-test - F-test and Chi -square test.

Subject Category

ABET Learning Objectives a b d e h k

ABET internal assessments 1 2 6 7 10

JNTUK External Evaluation A B E F D

Books:

1. Advanced Engineering Mathematics: Erwin Kreyszig, Wiley India Edition.
2. Advanced Engineering Mathematics: Michael Greenberg, Pearson.
3. Advanced Engineering Mathematics: BS Grewal , Khanna Publishers (42nd Ed).
4. Probability and Statistics for Engineers: Miller and John E. Freund, Prentice Hall of India.
5. Probability and Statistics for Engineers and Scientists: Ronald E. Walpole, Sharon L. Mayers and Keying Ye: Pearson.

Subject Category	ABET Learning Objectives	ABET Internal Assessments	JNTUK External Evaluation	Remarks
Theory Design Analysis Algorithms Drawing Others	a) Apply knowledge of math, science, & engineering b) Design & conduct experiments, analyze & interpret data c) Design a system/process to meet desired needs within economic, social, political, ethical, health/safety, manufacturability, & sustainability constraints d) Function on multidisciplinary teams e) Identify, formulate, & solve engineering problems f) Understand professional & ethical responsibilities g) Communicate effectively h) Understand impact of engineering solutions in global, economic, environmental, & societal context i) Recognize need for & be able to engage in lifelong learning j) Know contemporary issues k) Use techniques, skills, modern tools for engineering practices	1. Objective tests 2. Essay questions tests 3. Peer tutoring based 4. Simulation based 5. Design oriented 6. Problem based 7. Experiential (project based) based 8. Lab work or field work based 9. Presentation based 10. Case Studies based 11. Role-play based 12. Portfolio based	A. Questions should have: B. Definitions, Principle of operation or philosophy of concept. C. Mathematical treatment, derivations, analysis, synthesis, numerical problems with inference. D. Design oriented problems E. Troubleshooting type of questions F. Applications related questions G. Brain storming questions	

II Year – I SEMESTER

T	P	C
3+1	0	3

ELECTROMAGNETIC FIELDS

Electromagnetic fields is the foremost pre-requisite course for most of the subjects in Electrical Engineering. Either in the enunciation of basics of electrical elements R, L and C that are the building blocks of any electrical device or in the illustration of Energy transfer from mechanical to electrical and vice versa its role is crucial. This course also includes the famous works of Coulomb, Ampere, Faraday, Maxwell etc. to the field of Electrical Engineering.

UNIT – I Electrostatics:**Objective:**

To study the production of electric field and potentials due to different configurations of static charges.

Electrostatic Fields – Coulomb’s Law – Electric Field Intensity (EFI) – EFI due to a line and a surface charge – Work done in moving a point charge in an electrostatic field – Electric Potential – Properties of potential function – Potential gradient – Guass’s law — Maxwell’s first law, $\text{div}(\mathbf{D}) = \rho_v$ Laplace’s and Poisson’s equations and Solution of Laplace’s equation in one variable.

Outcome: Ability to calculate electric field and potentials using guass’s law or solving Laplace’s or Poission’s equations.

UNIT – II Conductors – Dielectrics and Capacitance:**Objective :**

To study the properties of conductors and dielectrics, calculate the capacitance of different config-various and understand the concept of conduction and convection current densities.

Electric dipole – Dipole moment – potential and EFI due to an electric dipole – Torque on an Electric dipole in an electric field – Behaviour of conductors in an electric field – Conductors and Insulators

Polarization – Boundary conditions between conduction to Dielectric and dielectric to dielectrics capacitance – capacitance of parallel plates, spherical and coaxial cables with composite dielectrics –Energy stored and energy density in a static electric field – Current density – conduction and Convection current densities – Ohm’s law in point form – Equation of continuity.

Outcome: Learn how to calculate capacitance, energy stored in dielectrics and get's the concept of conduction and convection currents.

UNIT – III Magneto statics and Ampere's Law:

Objective:

To study the magnetic fields produced by currents in different configurations, application of ampere's law and the Maxwell's second and third equations.

Static magnetic fields – Biot-Savart's law – Oesterd's experiment - Magnetic field intensity (MFI) – MFI due to a straight current carrying filament – MFI due to circular, square and solenoid current – Carrying wire – Relation between magnetic flux, magnetic flux density and MFI – Maxwell's second Equation, $\text{div}(\mathbf{B})=0$ –Ampere's circuital law and its applications viz. MFI due to an infinite sheet of current and a long filament carrying conductor – Point form of Ampere's circuital law –Field due to a circular loop, rectangular and square loops, Maxwell's third equation, $\text{Curl}(\mathbf{H})=\mathbf{J}$.

Outcome:

Ability to find magnetic field intensity due to current, the application of ampere's law and the Maxwell's second and third equations.

UNIT – IV Force in Magnetic fields:

Objective :

To study the magnetic force and torque through Lorentz force equation in magnetic field environment like conductors and other current loops.

Magnetic force - Moving charges in a Magnetic field – Lorentz force equation – force on a current element in a magnetic field – Force on a straight and a long current carrying conductor in a magnetic field – Force between two straight long and parallel current carrying conductors – Magnetic dipole and dipole moment – a differential current loop as a magnetic dipole – Torque on a current loop placed in a magnetic field.

Outcome:

Students can calculate the magnetic forces and torque produced by currents in magnetic field.

UNIT – V Self and Mutual inductance:

Objective :

To develop the concept of self and mutual inductances and the energy stored.

Self and Mutual inductance – determination of self-inductance of a solenoid and toroid and mutual inductance between a straight long wire and a square loop wire in the same plane – energy stored and density in a magnetic field.

Outcome:

Will be able to calculate self and mutual inductances and the energy stored in the magnetic field.

UNIT – VI Time Varying Fields:

Objective :

To study time varying and Maxwell's equations in different forms and Maxwell's fourth equation for the induced Emf.

Time varying fields – Faraday's laws of electromagnetic induction – Its integral and point forms – Maxwell's fourth equation, $\text{Curl}(\mathbf{E}) = -\partial\mathbf{B}/\partial t$ – Statically and Dynamically induced EMFs – Simple problems -Modification of Maxwell's equations for time varying fields – Displacement current – Poynting Theorem and Poynting vector.

Outcome:

Students will gain knowledge on time varying fields and get ability to calculate induced Emf. Concepts of displacement current and Poynting vector and associated problems are solved.

TEXT BOOKS:

1. "Engineering Electromagnetics" by William H. Hayt & John. A. Buck Mc. Graw-Hill Companies, 7th Edition. 2006.

REFERENCE BOOKS

1. "Principles of Electro Magnetics" by Sadiku, Oxford Publications, 4th edition.
2. "Introduction to Electro Dynamics" by D J Griffiths, Prentice-Hall of India Pvt. Ltd., 2nd edition.
3. "Electromagnetic Field Theory" by Yaduvir Singh, Pearson.
4. Fundamentals of Engineering Electromagnetics by Sunil Bhooshan, Oxford higher education.
5. Electro magnetism : Problems with solutions by Ashutosh Pramanik, PHI Publications.

II Year – I SEMESTER

T	P	C
3+1	0	3

ELECTRICAL MACHINES – I**Preamble:**

This is a basic course on rotating electrical machines. This course covers the topics related to principles, performance, applications and design considerations of dc machines.

Learning objectives:

- i. Appreciate the principles of electromagnetic energy conversion and understand the construction details of DC machine.
- ii. Understand the principle of operation and performance of DC generators.
- iii. Learn the characteristics and performance of DC generators.
- iv. Learn the characteristics and performance of DC motors.
- v. Learn the speed control and testing methods of DC motors.
- vi. Learn the basic ideas of design of DC machines.

UNIT-I:**Electromechanical Energy Conversion**

Introduction to S.I Units - principles of electromechanical energy conversion – forces and torque in magnetic field systems – energy balance- singly excited machine- magnetic force - co-energy – multi excited magnetic field system-construction features of conventional and modern DC machines.

UNIT-II:**D.C. Generators – I**

Principle of operation – E.M.F equation- armature windings – lap and wave windings – armature reaction –cross magnetizing and de-magnetizing AT/pole –commutation process – methods of improving commutation – compensating windings – Interpoles.

UNIT-III:**D.C. Generators – II**

Methods of excitation- self excited and separately excited-types of generators build-up of emf - open circuit characteristics-critical field resistance-critical speed-causes for failure to self excitation-remedial measures – Internal and

external characteristics of separately excited, shunt, series, compound generators-applications, losses and efficiency.

UNIT-IV:

D.C. Motors

Principle of operation – back E.M.F - torque equation –characteristics of shunt, series and compound motors – armature reaction and commutation - losses and efficiency- speed torque characteristics-applications of dc motors.

Starting by 3 point and 4 point starters – protective devices.

UNIT-V:

Speed Control and Testing of D.C. Machines

Speed control by armature voltage and field flux control – testing of DC machines - brake test, Swinburne’s method – principle of regenerative or Hopkinson’s method - retardation test -- separation of losses – methods of electrical braking: plugging, dynamic and regenerative.

UNIT-VI:

Design of D.C. Machines

Design concept - output equation - choice of specific electric and magnetic loadings – separation of D and L - estimation of number of conductors/ turns - coils - armature slots – conductor dimension – slot dimension - choice of number of poles – length of air gap.

Learning outcomes:

- i. Able to explain the concepts of electromagnetic energy conversion.
- ii. Able to explain the operation of dc generator, armature reaction and commutation.
- iii. Able to analyze the characteristics and performance of dc generators.
- iv. Able to explain the torque developed and performance of dc motors.
- v. Able to analyze the speed control and testing methods of dc motors.
- vi. Able to propose design aspects of a dc machine.

TEXT BOOKS:

- 1 Electrical Machines – P.S. Bhimbra, Khanna Publishers
2. Electric Machinery by A.E.Fitzgerald, Charles kingsley, Stephen D.Umans, TMH

REFERENCE BOOKS:

1. Theory & Performance of Electrical Machines by J.B.Guptha. S.K.Kataria & Sons.
2. Electrical Machines by R.K. Rajput, Lakshmi publications, 5th edition.
3. The Performance and Design of DC machines - Albert E. Clayton.
4. Electrical Machine Design by A.K. Sawhney, Dhanpat Rai & Sons publications.
5. Electric Machines by Mulukutla S.Sarma&Mukesh K.Pathak, CENGAGE Learning.

II Year – I SEMESTER

T	P	C
0	3	2

THERMAL AND HYDRO LAB**Course Objective:**

To impart practical knowledge on the performance evaluation methods of various internal combustion engines, flow measuring equipment and hydraulic turbines and pumps.

NOTE: To conduct a minimum of 12 experiments by conducting a minimum of six from each section.

SECTION A - THERMAL ENGINEERING LAB

1. I.C. Engines valve / port timing diagrams.
2. I.C. Engines performance test on 4 -stroke Diesel engine.
3. I.C. Engines performance test on 2-stroke petrol engine.
4. Evaluation of engine friction by conducting Morse test on 4-stroke multi cylinder petrol engine
5. Determination of FHP by retardation and motoring test on IC engine
6. I.C. Engines heat balance on petrol / Diesel engines.
7. Economical speed test of an IC engine
8. Study of boilers

SECTION B – HYDRAULIC MACHINES LAB

1. Impact of jets on Vanes.
2. Performance Test on Pelton Wheel.
3. Performance Test on Francis Turbine.
4. Performance Test on Kaplan Turbine.
5. Performance Test on Single Stage Centrifugal Pump.
6. Performance Test on Reciprocating Pump.
7. Calibration of Venturimeter.
8. Calibration of Orifice meter.
9. Determination of loss of head due to sudden contraction in a pipeline.

II Year – I SEMESTER

T	P	C
0	3	2

ELECTRICAL CIRCUITS LAB

Any 10 of the following experiments are to be conducted:

- 1) Verification of Thevenin's and Norton's Theorems.
- 2) Verification of Superposition theorem and Maximum Power Transfer Theorem.
- 3) Verification of Compensation Theorem.
- 4) Verification of Reciprocity, Millmann's Theorems.
- 5) Locus Diagrams of RL and RC Series Circuits.
- 6) Series and Parallel Resonance
- 7) Determination of Self, Mutual Inductances and Coefficient of coupling.
- 8) Z and Y Parameters
- 9) Transmission and hybrid parameters
- 10) Measurement of Active Power for Star and Delta connected balanced loads.
- 11) Measurement of Reactive Power for Star and Delta connected balanced loads.
- 12) Measurement of 3-phase Power by two Wattmeter Method for unbalanced loads.

II Year – II SEMESTER

T	P	C
3+1	0	3

ENVIRONMENTAL STUDIES**Course Learning Objectives:**

The objectives of the course is to impart

1. Overall understanding of the natural resources.
2. Basic understanding of the ecosystem and its diversity.
3. Acquaintance on various environmental challenges induced due to unplanned anthropogenic activities.
4. An understanding of the environmental impact of developmental activities.
5. Awareness on the social issues, environmental legislation and global treaties.

Course Outcomes:

The student should have knowledge on

1. The natural resources and their importance for the sustenance of the life and recognise the need to conserve the natural resources.
2. The concepts of the ecosystem and its function in the environment. The need for protecting the producers and consumers in various ecosystems and their role in the food web.
3. The biodiversity of India and the threats to biodiversity, and conservation practices to protect the biodiversity.
4. Various attributes of the pollution and their impacts and measures to reduce or control the pollution along with waste management practices.
5. Social issues both rural and urban environment and the possible means to combat the challenges.
6. The environmental legislations of India and the first global initiatives towards sustainable development.
7. About environmental assessment and the stages involved in EIA and the environmental audit.

Syllabus:**UNIT - I**

Multidisciplinary nature of Environmental Studies: Definition, Scope and Importance –Sustainability: Stockholm and Rio Summit–Global Environmental Challenges: Global warming and climate change, acid rains, ozone layer depletion, population growth and explosion, effects. Role of information Technology in Environment and human health.

Ecosystems: Concept of an ecosystem. - Structure and function of an ecosystem. - Producers, consumers and decomposers. - Energy flow in the ecosystem - Ecological succession. - Food chains, food webs and ecological pyramids. - Introduction, types, characteristic features, structure and function of Forest ecosystem, Grassland ecosystem, Desert ecosystem, Aquatic ecosystems.

UNIT - II

Natural Resources: Natural resources and associated problems

Forest resources – Use and over – exploitation, deforestation – Timber extraction – Mining, dams and other effects on forest and tribal people.

Water resources – Use and over utilization of surface and ground water – Floods, drought, conflicts over water, dams – benefits and problems.

Mineral resources: Use and exploitation, environmental effects of extracting and using mineral resources.

Food resources: World food problems, changes caused by non-agriculture activities-effects of modern agriculture, fertilizer-pesticide problems, water logging, salinity.

Energy resources: Growing energy needs, renewable and non-renewable energy sources use of alternate energy sources.

Land resources: Land as a resource, land degradation, Wasteland reclamation, man induced landslides, soil erosion and desertification. Role of an individual in conservation of natural resources. Equitable use of resources for sustainable lifestyles.

UNIT - III

Biodiversity and its conservation: Definition: genetic, species and ecosystem diversity- classification - Value of biodiversity: consumptive use, productive use, social-Biodiversity at national and local levels. India as a mega-diversity nation - Hot-spots of biodiversity - Threats to biodiversity: habitat loss, man-wildlife conflicts. - Endangered and endemic species of India – Conservation of biodiversity: conservation of biodiversity.

UNIT - IV

Environmental Pollution: Definition, Cause, effects and control measures

of Air pollution, Water pollution, Soil pollution, Noise pollution, Nuclear hazards. Role of an individual in prevention of pollution. - Pollution case studies.

Solid Waste Management: Sources, classification, effects and control measures of urban and industrial solid wastes. Consumerism and waste products.

UNIT - V

Social Issues and the Environment: Urban problems related to energy - Water conservation, rain water harvesting-Resettlement and rehabilitation of people; its problems and concerns. Environmental ethics: Issues and possible solutions. Environmental Protection Act -Air (Prevention and Control of Pollution) Act. -Water (Prevention and control of Pollution) Act -Wildlife Protection Act -Forest Conservation Act-Issues involved in enforcement of environmental legislation. - Public awareness.

UNIT - VI

Environmental Management: Impact Assessment and its significance various stages of EIA, preparation of EMP and EIS, Environmental audit. Ecotourism

The student should submit a report individually on any issues related to Environmental Studies course and make a power point presentation.

Text Books:

1. Environmental Studies by R. Rajagopalan, 2nd Edition, 2011, Oxford University Press.
2. A Textbook of Environmental Studies by Shaashi Chawla, TMH, New Delhi.
3. Environmental Studies by P.N. Palanisamy, P. Manikandan, A. Geetha, and K. Manjula Rani; Pearson Education, Chennai.

Reference:

1. Text Book of Environmental Studies by Deeshita Dave & P. Udaya Bhaskar, Cengage Learning.
2. Environmental Studies by K.V.S.G. Murali Krishna, VGS Publishers, Vijayawada.
3. Environmental Studies by Benny Joseph, Tata McGraw Hill Co, New Delhi.
4. Environmental Studies by Piyush Malaviya, Pratibha Singh, Anoop singh: Acme Learning, New Delhi.

II Year – II SEMESTER

T P C
3+1 0 3

SWITCHING THEORY AND LOGIC DESIGN

UNIT – I

REVIEW OF NUMBER OF SYSTEMS & CODES:

- i) Representation of numbers of different radix, conversion from one radix to another radix, $r-1$'s complements and r 's complements of signed members, problem solving.
- ii) 4 bit codes, BCD, Excess-3, 2421, 84-2-1 9 's complement code etc.,
- iii) Logic operations and error detection & correction codes; Basic logic operations -NOT, OR, AND, Universal building blocks, EX-OR, EX-NOR - Gates, Standard SOP and POS, Forms, Gray code, error detection, error correction codes (parity checking, even parity, odd parity, Hamming code) NAND-NAND and NOR-NOR realizations.

UNIT – II

MINIMIZATION TECHNIQUES:

Boolean theorems, principle of complementation & duality, De-morgan theorems, minimization of logic functions using Boolean theorems, minimization of switching functions using K-Map up to 6 variables, tabular minimization, problem solving (code-converters using K-Map etc..).

UNIT – III

COMBINATIONAL LOGIC CIRCUITS DESIGN :

Design of Half adder, full adder, half subtractor, full subtractor, applications of full adders, 4-bit binary subtractor, adder-subtractor circuit, BCD adder circuit, Excess 3 adder circuit, look-a-head adder circuit, Design of decoder, demultiplexer, 7 segment decoder, higher order demultiplexing, encoder, multiplexer, higher order multiplexing, realization of Boolean functions using decoders and multiplexers, priority encoder, 4-bit digital comparator.

UNIT – IV

INTRODUCTION OF PLD's :

PROM, PAL, PLA-Basics structures, realization of Boolean function with PLDs, programming tables of PLDs, merits & demerits of PROM, PAL, PLA comparison, realization of Boolean functions using PROM, PAL, PLA, programming tables of PROM, PAL, PLA.

UNIT – V**SEQUENTIAL CIRCUITS I:**

Classification of sequential circuits (synchronous and asynchronous); basic flip-flops, truth tables and excitation tables (nand RS latch, nor RS latch, RS flip-flop, JK flip-flop, T flip-flop, D flip-flop with reset and clear terminals). Conversion from one flip-flop to flip-flop. Design of ripple counters, design of synchronous counters, Johnson counter, ring counter. Design of registers - Buffer register, control buffer register, shift register, bi-directional shift register, universal shift register.

UNIT – VI**SEQUENTIAL CIRCUITS II :**

Finite state machine; Analysis of clocked sequential circuits, state diagrams, state tables, reduction of state tables and state assignment, design procedures. Realization of circuits using various flip-flops. Meelay to Moore conversion and vice-versa.

TEXT BOOKS:

1. Switching Theory and Logic Design by Hill and Peterson Mc-Graw Hill TMH edition.
2. Switching Theory and Logic Design by A. Anand Kumar.
3. Digital Design by Mano PHI.

REFERENCE BOOKS:

1. Modern Digital Electronics by RP Jain, TMH.
2. Fundamentals of Logic Design by Charles H. Roth Jr, Jaico Publishers.
3. Micro electronics by Milliman MH edition.

II Year – II SEMESTER**T P C**
3+1 0 3**PULSE & DIGITAL CIRCUITS****UNIT-I**

Linear Wave Shaping: High pass, low pass RC circuits-response to sinusoidal, step, pulse, square and ramp inputs. RC circuit as differentiator and integrator.

Attenuators: Basic attenuator circuit and compensated attenuator circuit.

Switching characteristics of devices: Diode as a switch, transistor as a switch-transistor at cutoff, the reverse collector saturation current I_{CBO} , Its variation with the junction temperature. The transistor switch in saturation. Design of transistor switch.

UNIT-II

Non linear wave shaping: Diode clippers, Transistor clipper, clippers at two independent levels-transfer characteristics of clippers-emitter coupled clipper, clamping operation, diode clamping circuits with source resistance and diode resistance -transient and steady state response for a square wave input, clamping circuit theorem-practical clamping circuit.

UNIT-III

Multi vibrators:

Bistable multi vibrators:

A basic binary circuit-explanation. Fixed-bias transistor binary, self-biased transistor binary, binary with commutating capacitors-analysis. Non saturated binary-symmetrical triggering, Schmitt trigger circuit-emitter coupled binary circuit.

Monostable multi vibrator:

Basic circuit-collector coupled monostable multivibrator- emitter coupled monostable multivibrator-triggering of monostable multivibrator.

Astable multi vibrator:

The Astable collector coupled multivibrator, the Astable emitter coupled multivibrator.

UNIT-IV

Digital logic circuits: Introduction, positive and negative logic, Diode OR gate, Diode AND gate, An inverter circuit with transistor, DTL, TTL, ECL,

AOI logic, NMOS logic, PMOS logic, CMOS logic-analysis and problem solving.

NIT-V

Time base generators:

Voltage time base generators-Introduction, definitions of sweep speed error, displacement error, transmission error, various methods of generating time- base waveforms, UJT time base generator, transistor constant current sweep.

Miller time base generators: General considerations, The miller sweep-general considerations of bootstrap time base generator-basic principles, transistor bootstrap time base generator.

UNIT-VI

Synchronization and frequency division:

Pulse synchronization of relaxation devices, frequency division of the sweep circuit-synchronization of Astable multi, Monostable multivibrator, synchronization of sweep circuit with symmetrical signals-sine wave frequency division with a sweep circuit.

Sampling Gates: Basic operating principle, Unidirectional diode gate circuits, bi-directional gates using transistors. A bidirectional diode gate, Four- diode gate.

Text books:

1. "Pulse, Digital and switching wave forms" by Milliman and Taub Mc Graw Hill.
2. Micro electronics by MilliMan –Mc Graw Hill .

References:

1. MS PrakashRao "Pulse and Digital Circuits" Tata McGraw Hill.
2. David J.Comer, "Digital Logical State Machine Design", Oxford university press, 2008, third edition.
3. Venkatrao, K.Ramasudha, K.Manmadharao. G, "Pulse and Digital Circuits", pearson education, 2010.
4. Pulse and digital circuitsby Anandkumar, PHI.

II Year – II SEMESTER

T	P	C
3+1	0	3

POWER SYSTEMS-I**Preamble :**

Electrical Power plays significant role in day to day life of entire mankind. The aim of this course is to allow the students to understand the concepts of the generation and distribution of power along with economic aspects.

Learning objectives :

- i. To study the principle of operation and function of different components of a thermal power station.
- ii. To study the principle of operation and function of different components of a Nuclear power station.
- iii. To study the concepts of DC and AC distribution systems along with voltage drop calculations.
- iv. To study the constructional details, principle of operation and function of different components of an Air and Gas Insulated substations.
- v. To study the constructional details and classification of cables with necessary numerical calculations.
- vi. To study the concepts of different types of load curves and types of tariffs applicable to consumers.

UNIT-I Thermal Power Stations

Selection of site, general layout of a thermal power plant showing paths of coal, steam, water, air, ash and flue gasses, ash handling system, Brief description of components: Boilers, Super heaters, Economizers, electrostatic precipitators steam Turbines : Impulse and reaction turbines, Condensers, feed water circuit, Cooling towers and Chimney.

UNIT-II Nuclear Power Stations

Location of nuclear power plant, Working principle, Nuclear fission, Nuclear fuels, Nuclear chain reaction, nuclear reactor Components : Moderators, Control rods, Reflectors and Coolants. Types of Nuclear reactors and brief description of PWR, BWR and FBR. Radiation: Radiation hazards and Shielding, nuclear waste disposal.

UNIT-III Distribution Systems

Classification of distribution systems, design features of distribution systems, radial distribution, ring main distribution, voltage drop calculations: DC distributors for following cases - radial DC distributor fed at one end and at both ends (equal / unequal voltages), ring main distributor, stepped distributor and AC distribution, comparison of DC and AC distribution.

UNIT-IV Substations

Classification of substations: **Air Insulated Substations** - Indoor & Outdoor substations, Substations layouts of 33/11 kV showing the location of all the substation equipment.

Bus bar arrangements in the Sub-Station: Simple arrangements like single bus bar, sectionalized single bus bar, double bus bar with one and two circuit breakers, main and transfer bus bar system with relevant diagrams.

Gas Insulated Substations (GIS) – Advantages of Gas insulated substations, different types of gas insulated substations, single line diagram of gas insulated substations, constructional aspects of GIS, Installation and maintenance of GIS, Comparison of Air insulated substations and Gas insulated substations.

UNIT-V Underground Cables

Types of Cables, Construction, Types of insulating materials, Calculation of insulation resistance, stress in insulation and power factor of cable, Numerical Problems.

Capacitance of single and 3-Core belted Cables, Numerical Problems. Grading of Cables-Capacitance grading and Intersheath grading, Numerical Problems.

UNIT-VI Economic Aspects of Power Generation & Tariff

Economic Aspects - Load curve, load duration and integrated load duration curves, discussion on economic aspects: connected load, maximum demand, demand factor, load factor, diversity factor, power capacity factor and plant use factor, Base and peak load plants, Numerical problems.

Tariff Methods - Costs of Generation and their division into Fixed, Semi-fixed and Running Costs, Desirable Characteristics of a Tariff Method, Tariff Methods: Simple rate, Flat Rate, Block-Rate, two-part, three-part, and power factor tariff methods, Numerical problems.

Learning Outcomes:

- i. Students are able to identify the different components of thermal power plants.

- ii. Students are able to identify the different components of nuclear Power plants.
- iii. Students are able to distinguish between AC & DC distribution systems and also estimate voltage drops in both types of distribution systems.
- iv. Students are able to locate the different components of an air and gas insulated substations.
- v. Students are able to identify single core and multi core cables with different insulating materials.
- vi. Students are able to analyse the effect of load factor, demand factor and diversity factor on the cost of generation of electrical power and also able to identify the types of tariff applicable to consumers based on their load demand.

TEXT BOOKS:

1. A Text Book on Power System Engineering by M.L.Soni, P.V.Gupta, U.S.Bhatnagar and A. Chakrabarti, Dhanpat Rai & Co. Pvt. Ltd.
2. Generation, Distribution and Utilization of Electric Energy by C.L.Wadhawa New age International (P) Limited, Publishers.

REFERENCE BOOKS:

1. Electrical Power Distribution Systems by - V. Kamaraju, Tata Mc Graw Hill, New Delhi.
2. Elements of Electrical Power Station Design by – M V Deshpande, PHI, New Delhi.

II Year – II SEMESTER**T P C**
3+1 0 3**ELECTRICAL MACHINES – II****Preamble:**

This course covers the topics on single-phase transformers, three-phase transformers and 3-phase induction motor which have wide application in power systems. The main aim of the course is to provide detail concepts, operation and performance of transformers and 3-phase induction motors. A complete design procedure for the design of transformers and 3-phase induction motors can be developed based on basic concepts discussed in unit-VI.

Learning objectives:

- i. Appreciate the concept of operation and performance of single-phase transformers.
- ii. Understand the methods of testing of single-phase transformer.
- iii. Distinguish between single-phase and three-phase transformers.
- iv. Understand the concept of operation and performance of 3-phase induction motor.
- v. Appreciate the relation between torque and slip, performance of induction motor and induction generator.
- vi. Understand the basic concepts of design of transformers and 3-phase induction motors.

UNIT-I**Single-phase Transformers**

Types and constructional details - principle of operation - emf equation - operation on no load and on load – lagging, leading and unity power factors loads - phasor diagrams of transformers – equivalent circuit – regulation – losses and efficiency – effect of variation of frequency and supply voltage on losses – All day efficiency.

UNIT-II**Single-phase Transformers Testing**

Tests on single phase transformers – open circuit and short circuit tests – Sumpner's test – separation of losses – parallel operation with equal voltage

ratios – auto transformer - equivalent circuit – comparison with two winding transformers.

UNIT-III

3-Phase Transformers

Polyphase connections - Y/Y, Y/ Δ , Δ /Y, Δ / Δ and open Δ -- Third harmonics in phase voltages - three winding transformers: determination of Z_p , Z_s and Z_t -- transients in switching - off load and on load tap changers -- Scott connection.

UNIT-IV

3-phase Induction Motors

construction details of cage and wound rotor machines - production of a rotating magnetic field - principle of operation - rotor emf and rotor frequency - rotor current and pf at standstill and during running conditions - rotor power input, rotor copper loss and mechanical power developed and their inter relationship – equivalent circuit – phasor diagram.

UNIT-V

Characteristics, starting and testing methods of Induction Motors

Torque equation - expressions for maximum torque and starting torque - torque slip characteristic - double cage and deep bar rotors - crawling and cogging - no load and blocked rotor tests - circle diagram for predetermination of performance - methods of starting – starting current and torque calculations – induction generator operation.

UNIT-VI

Design of transformer and 3-phase induction motor

Transformer: Design concept – output equation – choice of windings – calculation of number of turns – length of mean turn of winding - calculation of resistance and leakage reactance.

Three phase induction motor: Design concept – choice of specific electric and magnetic loadings – output equation – stator design – number of slots – conductor dimensions – type of winding – number of rotor slots – conductor dimensions.

Learning outcomes:

- i. Able to explain the operation and performance of single phase transformer.
- ii. Able to explain the regulation losses and efficiency of single phase transformer.

- iii. Able to explain types of three phase transformer connection, tap changing methods and 3-phase to 2-phase transformation.
- iv. Able to explain the operation and performance of three phase induction motor.
- v. Able to analyze the torque-speed relation, performance of induction motor and induction generator.
- vi. Able to explain design procedure for transformers and three phase induction motors.

TEXT BOOKS:

1. The performance and design of alternating current machines – M.G. Say, CBS publishers & distributors, New Delhi.
2. Electrical Machines – P.S. Bimbra, Khanna Publishers.

REFERENCE BOOKS:

1. Electrical Machines by J.B.Guptha, S.K.Kataria & Sons.
2. Electrical Machines by D. P.Kothari, I. J. Nagarth, Mc Graw Hill Publications, 4th edition.
3. Electrical Machines by R.K.Rajput, Lakshmi publications, Fifth edition.
4. Electrical Machine Design by Sawhney, Dhanpath Rai Publications.
5. Electrical Machines by Smarajit Ghosh, Pearson Publications.

II Year – II SEMESTER

T	P	C
3+1	0	3

CONTROL SYSTEMS**Preamble :**

This course introduces the elements of linear control systems and their analysis. Classical methods of design using frequency response are included. The state space approach for modeling and analysis is the added feature of this course.

UNIT – I:**Learning Objective:**

To learn the mathematical modeling of physical systems and to use block diagram algebra and signal flow graph to determine overall transfer function.

MATHEMATICAL MODELING OF CONTROL SYSTEMS

Open Loop and closed loop control systems and their differences, Classification of control systems, Feed-Back Characteristics, transfer function of linear system, Differential equations of electrical networks, Translational and Rotational mechanical systems, Transfer Function of DC Servo motor - AC Servo motor- Synchro-transmitter and Receiver, Block diagram algebra – Representation by Signal flow graph - Reduction using Mason's gain formula.

Outcome:

Ability to derive the transfer function of physical systems and determination of overall transfer function using block diagram algebra and signal flow graphs.

UNIT-II:**Learning Objective:**

To analyze the time response of first and second order systems and improvement of performance by proportional plus derivative and proportional plus integral controllers.

TIME RESPONSE ANALYSIS

Standard test signals - Time response of first order systems –Time response of second order systems - Time domain specifications - Steady state errors and error constants – Effects of proportional derivative, proportional integral systems.

Outcome:

Capability to determine time response specifications of second order systems and to determine error constants.

UNIT – III:**Learning Objective :**

To investigate the stability of closed loop systems using Routh's stability criterion and the analysis by root locus method.

STABILITY AND ROOTLOCUS TECHNIQUE

The concept of stability – Routh's stability criterion –limitations of Routh's stability – The root locus concept - construction of root loci (Simple problems).

Outcome:

Acquires the skill to analyze absolute and relative stability of LTI systems using Routh's stability criterion and the root locus method.

UNIT-IV:**Learning Objective :**

To present the Frequency Response approaches for the analysis of linear time invariant (LTI) systems using Bode plots, polar plots and Nyquist stability criterion.

FREQUENCY RESPONSE ANALYSIS

Introduction, Frequency domain specifications-Bode diagrams- transfer function from the Bode Diagram-Phase margin and Gain margin-Stability Analysis from Bode Plots, Polar Plots, Nyquist Stability criterion.

Outcome:

Capable to analyze the stability of LTI systems using frequency response methods.

UNIT-V:**Learning Objective :**

To discuss basic aspects of design and compensation of linear control systems using Bode plots.

CLASSICAL CONTROL DESIGN TECHNIQUES

Lag, Lead, Lag-Lead compensators, design of compensators – using Bode plots.

Outcome:

Able to design Lag, Lead, Lag-Lead compensators to improve system performance from Bode diagrams.

UNIT–VI:**Learning Objective:**

Ability to formulate state models and analyze the systems. To present the concepts of Controllability and Observability.

STATE SPACE ANALYSIS OF CONTINUOUS SYSTEMS

Concepts of state, state variables and state model, state space representation of transfer function, Diagonalization- Solving the Time invariant state Equations- State Transition Matrix and it's Properties – Concepts of Controllability and Observability.

Outcome:

Ability to represent physical systems as state models and determine the response. Understanding the concepts of controllability and observability.

TEXT BOOKS:

1. Modern Control Engineering, Kotsuhiko Ogata, Prentice Hall of India.
2. Automatic control systems, Benjamin C.Kuo, Prentice Hall of India, 2nd Edition

REFERENCE BOOKS:

1. Control Systems, Manik Dhanesh N, Cengage publications .
2. Control Systems principles and design, M.Gopal, Tata Mc Graw Hill education Pvt Ltd., 4th Edition.
3. Control Systems Engineering, S.Palani, Tata Mc Graw Hill Publications.

II Year – II SEMESTER

T P C
0 3 2

ELECTRICAL MACHINES – I LAB

Any 10 of the following experiments are to be conducted:

1. Magnetization characteristics of DC shunt generator. Determination of critical field resistance and critical speed.
2. Load test on DC shunt generator. Determination of characteristics.
3. Brake test on DC shunt motor. Determination of performance curves.
4. Load test on DC compound generator. Determination of characteristics.
5. Hopkinson's test on DC shunt machines. Predetermination of efficiency.
6. Fields test on DC series machines. Determination of efficiency.
7. Swinburne's test and Predetermination of efficiencies as Generator and Motor.
8. Speed control of DC shunt motor by Field and armature Control.
9. Brake test on DC compound motor. Determination of performance curves.
10. Load test on DC series generator. Determination of characteristics.
11. Retardation test on DC shunt motor. Determination of losses at rated speed.
12. Separation of losses in DC shunt motor.

II Year – II SEMESTER**T P C**
0 3 2**ELECTRONIC DEVICES & CIRCUITS LAB****PART A: Electronic Workshop Practice**

1. Identification, Specifications, Testing of R, L, C Components (Colour Codes), Potentiometers, Coils, Gang Condensers, Relays, Bread Boards.
2. Identification, Specifications and Testing of active devices, Diodes, BJTs, JFETs, LEDs, LCDs, SCR, UJT.
3. Soldering Practice- Simple circuits using active and passive components.
4. Study and operation of Ammeters, Voltmeters, Transformers, Analog and Digital Multimeter, Function Generator, Regulated Power Supply and CRO.

PART B: List of Experiments**(For Laboratory Examination-Minimum of Ten Experiments)**

1. P-N Junction Diode Characteristics
Part A: Germanium Diode (Forward bias & Reverse bias)
Part B: Silicon Diode (Forward Bias only)
2. Zener Diode Characteristics
Part A: V-I Characteristics
Part B: Zener Diode as Voltage Regulator
3. Rectifiers (without and with c-filter)
Part A: Half-wave Rectifier
Part B: Full-wave Rectifier
4. BJT Characteristics (CE Configuration)
Part A: Input Characteristics
Part B: Output Characteristics
5. FET Characteristics (CS Configuration)
Part A: Drain Characteristics
Part B: Transfer Characteristics
6. SCR Characteristics
7. UJT Characteristics
8. Transistor Biasing

9. CRO Operation and its Measurements
10. BJT-CE Amplifier
11. Emitter Follower-CC Amplifier
12. FET-CS Amplifier

PART C: Equipment required for Laboratory

1. Boxes
2. Ammeters (Analog or Digital)
3. Voltmeters (Analog or Digital)
4. Active & Passive Electronic Components
5. Regulated Power supplies
6. Analog/Digital Storage Oscilloscopes
7. Analog/Digital Function Generators
8. Digital Multimeters
9. Decade Résistance Boxes/Rheostats
10. Decade Capacitance

III Year – I SEMESTER

T P C
3+1 0 3

MANAGERIAL ECONOMICS AND FINANCIAL ANALYSIS

Unit – I:

(*The Learning objective of this Unit is to understand the concept and nature of Managerial Economics and its relationship with other disciplines, Concept of Demand and Demand forecasting)

Introduction to Managerial Economics and demand Analysis:

Definition of Managerial Economics and Scope-Managerial Economics and its relation with other subjects-Concepts of Demand-Types-Determents-Law of Demand its Exception-Elasticity of Demand-Types and Measurement-Demand forecasting and its Methods.

(**The Learner is equipped with the knowledge of estimating the Demand for a product and the relationship between Price and Demand)

Unit – II:

(*The Learning objective of this Unit is to understand the concept of Production function, Input Output relationship, different Cost Concepts and Concept of Cost-Volume-Profit Analysis)

Production and Cost Analyses:

Production function-Isoquants and Isocosts-Law of Variable proportions-Cobb-Douglas Production function-Economics of Sale-Cost Concepts-Opportunity Cost-Fixed vs Variable Costs-Explicit Costs vs Implicit Costs-Out of Pocket Costs vs Imputed Costs-Cost Volume Profit analysis-Determination of Break-Even Point (Simple Problem).

(**One should understand the Cost Concepts for decision making and to estimate the least cost combination of inputs).

Unit – III:

(*The Learning Objective of this Unit is to understand the Nature of Competition, Characteristics of Pricing in the different market structure and significance of various pricing methods)

Introduction to Markets, Theories of the Firm & Pricing Policies:

Market Structures: Perfect Competition, Monopoly and Monopolistic and Oligopoly – Features – Price, Output Determination – Managerial Theories of firm: Maris and Williamson's models – Methods of Pricing: Limit Pricing, Market Skimming Pricing, Internet Pricing: Flat Rate Pricing, Usage sensitive, Transaction based pricing, Priority Pricing.

(** One has to understand the nature of different markets and Price Output determination under various market conditions)

Unit – IV:

(***The Learning objective of this Unit is to know the different forms of Business organization and their Merits and Demerits both public & private Enterprises and the concepts of Business Cycles**)

Types of Business Organization and Business Cycles:

Features and Evaluation of Sole Trader – Partnership – Joint Stock Company – State/Public Enterprises and their forms – Business Cycles – Meaning and Features – Phases of Business Cycle.

(**One should equipped with the knowledge of different Business Units)

Unit – V:

(***The Learning objective of this Unit is to understand the different Accounting Systems preparation of Financial Statements and uses of different tools for performance evaluation**)

Introduction to Accounting & Financing Analysis:

Introduction to Double Entry Systems – Preparation of Financial Statements-Analysis and Interpretation of Financial Statements-Ratio Analysis – Preparation of Funds flow cash flow statements (Simple Problems)

(**The Learner is able to prepare Financial Statements and the usage of various Accounting tools for Analysis)

Unit – VI:

(*The Learning objective of this Unit is to understand the concept of Capital, Capitalization, Capital Budgeting and to know the techniques used to evaluate Capital Budgeting proposals by using different methods)

Capital and Capital Budgeting: Capital Budgeting: Meaning of Capital-Capitalization-Meaning of Capital Budgeting-Need for Capital Budgeting-Techniques of Capital Budgeting-Traditional and Modern Methods.

(**The Learner is able to evaluate various investment project proposals with the help of capital budgeting techniques for decision making)

Note: *Learning Objective

** Learning Assessment

TEXT BOOKS

1. Dr. N. Appa Rao, Dr. P. Vijay Kumar: ‘Managerial Economics and Financial Analysis’, Cengage Publications, New Delhi – 2011.

2. Dr. A. R. Aryasri – Managerial Economics and Financial Analysis, TMH 2011.
3. Prof. J.V.Prabhakara Rao, Prof. P. Venkatarao. ‘Managerial Economics and Financial Analysis’, Ravindra Publication.

REFERENCES:

1. V. Maheswari : Managerial Economics, Sultan Chand.
2. Suma Damodaran : Managerial Economics, Oxford 2011.
3. Dr. B. Kuberudu and Dr. T. V. Ramana : Managerial Economics & Financial Analysis, Himalaya Publishing House 2011.
4. Vanitha Agarwal : Managerial Economics, Pearson Publications 2011.
5. Sanjay Dhameja : Financial Accounting for Managers, Pearson.
6. Maheswari : Financial Accounting, Vikas Publications.
7. S. A. Siddiqui & A. S. Siddiqui : Managerial Economics and Financial Analysis, New Age International Publishers, 2012.

III Year – I SEMESTER

T	P	C
3+1	0	3

ELECTRICAL MEASUREMENTS**Preamble:**

This course introduces principle of operation of basic analog and digital measuring instruments for measurement of current, voltage, power, energy etc. Measurement of resistance, inductance and capacitance by using bridge circuits will be discussed in detail. It is expected that student will be thorough with various measuring techniques that are required for an electrical engineer.

Learning Objectives:

- To study the principle of operation and working of different types of instruments. Measurement of voltage and current.
- To study the working principle of operation of different types of instruments for measurement of power and energy.
- To understand the principle of operation and working of dc and ac potentiometers.
- To understand the principle of operation and working of various types of bridges for measurement of parameters –resistance, inductance, capacitance and frequency.
- To study the principle of operation and working of various types of magnetic measuring instruments.
- To study the applications of CRO for measurement of frequency, phase difference and hysteresis loop using Lissajous patterns.

UNIT-I:**Measuring Instruments**

Classification – Deflecting, control and damping torques – Ammeters and Voltmeters – PMMC, moving iron type, dynamometer and electrostatic instruments – Expression for the deflecting torque and control torque – Errors and compensations– Extension of range using shunts and series resistance – CT and PT: Ratio and phase angle errors – Design considerations.

UNIT –II:**Measurement of Power and Energy**

Single phase and three phase dynamometer wattmeter – LPF and UPF – Expression for deflecting and control torques – Extension of range of wattmeter using instrument transformers – Measurement of active and reactive powers in balanced and unbalanced systems – Type of P.F. Meters – Single phase and three phase dynamometer and moving iron type Single phase induction type energy meter – Driving and braking.

torques – errors and compensations –Testing by phantom loading using R.S.S. meter– Three phase energy meter – Tri vector meter – Maximum demand meters– Electrical resonance type frequency meter and Weston type synchroscope.

UNIT – III:**Potentiometers**

Principle and operation of D.C. Crompton's potentiometer – Standardization – Measurement of unknown resistance – Current – Voltage – AC Potentiometers: polar and coordinate types –Standardization – Applications.

UNIT – IV:**Measurements of Parameters**

Method of measuring low, medium and high resistance – Sensitivity of Wheat stone's bridge – Carey Foster's bridge– Kelvin's double bridge for measuring low resistance– Loss of charge method for measurement of high resistance – Megger– Measurement of earth resistance – Measurement of inductance – Quality Factor – Maxwell's bridge–Hay's bridge – Anderson's bridge–Measurement of capacitance and loss angle – Desautybridge – Schering Bridge–Wagner's earthing device–Wien's bridge.

UNIT – V:**Magnetic Measurements**

Ballistic galvanometer – Equation of motion – Flux meter – Constructional details–Determination of B–H Loop methods of reversals six point method – AC testing – Iron loss of bar samples– Core loss measurements by bridges and potentiometers.

UNIT – VI:**Digital Meters**

Digital Voltmeter–Successive approximation – Measurement of phase difference – Frequency – Hysteresis loop using lissajious patterns in CRO –

Ramp and integrating type–Digital frequency meter–Digital multimeter–Digital Tachometer.

Learning Outcomes:

- Able to choose right type of instrument for measurement of voltage and current for ac and dc.
- Able to choose right type of instrument for measurement of power and energy – able to calibrate energy meter by suitable method
- Able to calibrate ammeter and potentiometer.
- Able to select suitable bridge for measurement of electrical parameters
- Able to use the ballistic galvanometer and flux meter for magnetic measuring instruments
- Able to measure frequency and phase difference between signals using CRO. Able to use digital instruments in electrical measurements.

Text Books:

1. Electrical Measurements and measuring Instruments – by E.W. Golding and F.C.Widdis, fifth Edition, Wheeler Publishing.
2. Modern Electronic Instrumentation and Measurement Techniques – A.D. Helfrick and W.D. Cooper, PHI, 5th Edition, 2002.
3. Electrical and Electronic Measurements and instrumentation by R.K.Rajput, S.Chand

Reference Books:

1. Electrical & Electronic Measurement & Instruments by A.K.Sawhney Dhanpat Rai & Co. Publications.
2. Electrical Measurements – by Buckingham and Price, Prentice – Hall
3. Electrical Measurements by Forest K. Harris. John Wiley and Sons
4. Electrical Measurements: Fundamentals, Concepts, Applications – by Reissland, M.U, New Age International (P) Limited, Publishers.
5. Electrical and Electronic Measurements –by G.K.Banerjee, PHI Learning Private Ltd., New Delhi–2012.

III Year – I SEMESTER

T	P	C
3+1	0	3

POWER SYSTEMS–II**Preamble:**

This course is an extension of power systems–I course. It deals with basic theory of transmission lines modeling and their performance analysis. Transient in power system, improvement of power factor and voltage control are discussed in detail. It is important for the student to understand the mechanical design aspects of transmission lines, cables, insulators. These aspects are also covered in detail in this course.

Learning Objectives:

- To compute inductance and capacitance of transmission lines and to understand the concepts of GMD, GMR.
- To study short and medium length transmission lines, their models and performance computation.
- To study the performance and modeling of long transmission lines.
- To study the transient on transmission lines.
- To study the factors affecting the performance of transmission lines and power factor improvement methods.
- To discuss sag and tension computation of transmission lines as well as to study the over head insulators.

UNIT–I:**Transmission Line Parameters**

Types of conductors – Calculation of resistance for solid conductors – Calculation of inductance for single phase and three phase– Single and double circuit lines– Concept of GMR and GMD–Symmetrical and asymmetrical conductor configuration with and without transposition– Numerical Problems–Calculation of capacitance for 2 wire and 3 wire systems – Effect of ground on capacitance – Capacitance calculations for symmetrical and asymmetrical single and three phase–Single and double circuit lines–Numerical Problems.

UNIT–II:**Performance of Short and Medium Length Transmission Lines**

Classification of Transmission Lines – Short, medium, long line and their model representations –Nominal-T–Nominal-Pie and A, B, C, D Constants

for symmetrical and Asymmetrical Networks– Numerical Problems– Mathematical Solutions to estimate regulation and efficiency of all types of lines – Numerical Problems.

UNIT–III:

Performance of Long Transmission Lines

Long Transmission Line–Rigorous Solution – Evaluation of A,B,C,D Constants–Interpretation of the Long Line Equations – Incident, Reflected and Refracted Waves –Surge Impedance and SIL of Long Lines–Wave Length and Velocity of Propagation of Waves – Representation of Long Lines – Equivalent-T and Equivalent Pie network models (Numerical Problems).

UNIT – IV:

Power System Transients

Types of System Transients – Travelling or Propagation of Surges – Attenuation–Distortion – Reflection and Refraction Coefficients – Termination of lines with different types of conditions – Open Circuited Line–Short Circuited Line – T-Junction– Lumped Reactive Junctions (Numerical Problems).

UNIT–V:

Various Factors Governing the Performance of Transmission line

Skin and Proximity effects – Description and effect on Resistance of Solid Conductors –Ferranti effect – Charging Current – Effect on Regulation of the Transmission Line–Shunt Compensation –Corona – Description of the phenomenon–Factors affecting corona–Critical voltages and power loss – Radio Interference –Power factor improvement methods.

UNIT–VI:

Sag and Tension Calculations and Overhead Line Insulators

Sag and Tension calculations with equal and unequal heights of towers– Effect of Wind and Ice on weight of Conductor–Numerical Problems – Stringing chart and sag template and its applications–Types of Insulators – String efficiency and Methods for improvement–Numerical Problems – Voltage distribution–Calculation of string efficiency–Capacitance grading and Static Shielding.

Learning Outcomes:

- Able to understand parameters of various types of transmission lines for using calculation and behavior during different operating conditions.

- Able to understand the insight into specific transmission lines short and medium type which would have application in medium and high voltage power transmission systems.
- Student will be able to understand the surge propagation, reflection and refraction in transmission lines. such output will be useful in protecting transmission line insulators and designing level of insulation coordination at various high voltages.
- Will be able to utilize it for understanding the surge behaviour of transmission line for protection of connects equipments,viz.power transformer and system connected shunt reactors.
- Will be able to understand various phenomenon related to charged line transmitting different level of power.
- Will be able to understand physical and geometrical parameters of transmission line for safe and efficient performance during operating condition of voltage and power.

Text Books:

1. Electrical power systems – by C.L. Wadhwa, New Age International (P) Limited, Publishers, 1998.
2. Modern Power System Analysis by I.J. Nagarith and D.P.Kothari, Tata Mc Graw Hill, 2nd Edition.
3. Electrical Power Systems by P.S.R. Murthy, B.S. Publications.

Reference Books:

1. Power system Analysis–by John J Grainger William D Stevenson, TMC Companies, 4th edition
2. Power System Analysis and Design by B.R. Gupta, Wheeler Publishing.
3. A Text Book on Power System Engineering by M.L.Soni, P.V.Gupta, U.S. Bhatnagar A .Chakrabarthy, DhanpatRai& Co Pvt. Ltd.

III Year – I SEMESTER**T P C**
3+1 0 3**ELECTRICAL MACHINES – III****Preamble:**

This course essentially covers ac machines. It covers topics related to principle of operation, constructional features and starting of single phase induction motors and three phase synchronous motors. In addition, it also covers voltage regulation and parallel operation of synchronous generators.

Learning Objectives:

- To study the application of “Double revolving field” theory for single – phase induction motor and appreciate the function and application of a.c series motor.
- To discuss e.m.f generation principle of synchronous generator and armature reaction effect.
- To study the effect of load at different power factors, methods of predetermination of regulation for non– salient and salient pole generators.
- To study the parallel operation and the concepts of transfer of real and reactive powers.
- To understand the operation and performance of synchronous motor.
- To study the power circle diagrams and methods of starting of synchronous motor.

UNIT – I:**Single Phase Motors**

Single phase induction motors – Constructional features and the problem of starting–Double revolving field theory–AC Series motor–Compensation.

UNIT-II:**Synchronous generator construction and operation**

Constructional features of non–salient and salient pole type – Armature windings –Distributed and concentrated windings – Distribution– Pitch and winding factors –E.M.F equation–Improvements of waveform and armature reaction– Numerical problems.

UNIT – III:**Voltage regulation of synchronous generator**

Voltage regulation by synchronous impedance method– MMF method and Potier triangle method–Phasor diagrams– Two reaction analysis of salient pole machines and phasor diagram– Numerical problems.

UNIT –IV:**Parallel operation of synchronous generators**

Parallel operation with infinite bus and other alternators – Synchronizing power – Load sharing –Transfer of real and reactive power– Numerical problems.

UNIT–V:**Synchronous motor – operation**

Synchronous Motor principle and theory of operation– Phasor diagram – Starting torque–Variation of current and power factor with excitation – Synchronous condenser – Mathematical analysis for power developed– Numerical problems.

UNIT – VI:**Synchronous motor performance and starting**

Excitation and power circles – Hunting and its suppression – Methods of starting – Synchronous induction motor.

Learning outcomes:

At the end of the course the student should be able to

- Analyze the performance of single phase induction and ac series motors.
- Explain the structure of synchronous machines and design the windings.
- Develop solutions for regulation of both non salient pole and salient pole synchronous generators.
- Explain the role of synchronous generators operation when connected to an infinite bus or when operating in parallel.
- Analyze the performance of synchronous motor for development of torque and power factor correction.
- Explain hunting phenomenon and methods of starting of synchronous motor.

Text Books:

1. Electrical Machines – by P.S. Bhimbra, Khanna Publishers.
2. The Performance and Design of AC Machines – by M.G.Say, ELBS and Ptiman & Sons.

Reference Books:

1. Electric Machinery – by A.E. Fitzgerald, C. Kingsley and S.Umans- by Mc Graw–Hill Companies, 5th edition, 1990.
2. Theory of Alternating Current Machinery by Langsdorf, Tata Mc Graw–Hill, 2nd edition.
3. Analysis of Electric Machinery and Drive systems – by Paul C. Krause, Oleg Wasynczuk and Scott D.Sudhoff, wiley publications, 2nd edition Publishers.

III Year – I SEMESTER

T	P	C
3+1	0	3

POWER ELECTRONICS**Preamble:**

The usage of power electronics in day to day life has increased in recent years. It is important for student to understand the fundamental principles behind all these converters. This course covers characteristics of semi conductor devices, ac/dc, dc/dc, ac/ac and dc/ac converters. The importance of using pulse width modulated techniques to obtain high quality power supply (dc/ac converter) is also discussed in detail in this course.

Learning Objectives:

- To study the characteristics of various power semiconductor derive and analyze the operation of diode bridge rectifier.
- To design firing circuits for SCR. Analyze the operation of AC voltage controller and half-wave phase controlled rectifiers.
- To understand the operation of single phase full-wave converters and analyze harmonics in the input current.
- To study the operation of three phase full-wave converters and dual converter.
- To analyze the operation of single phase cyclo converters and high frequency dc-dc converters.
- To understand the working of inverters and application of PWM techniques for voltage control and harmonic mitigation.

UNIT-I:**Power Semi Conductor Devices**

Thyristors–Silicon controlled rectifiers (SCR's) –Characteristics of power MOSFET and power IGBT– Basic theory of operation of SCR–Static characteristics– Turn on and turn off methods–Dynamic characteristics of SCR– Snubber circuit design–Numerical problems–Diode bridge rectifier with R-load and capacitive filter–Output voltage and input current waveforms.

UNIT-II:**Phase Controlled Converters – Single Phase**

Firing circuits for SCR– Line commutation principle– Single phase AC voltage controller with R and RL load–Half wave converters with R, RL and RLE loads– Derivation of average load voltage and current–Effect of freewheeling diode for RL load.

UNIT-III:**Single Phase Bridge Converter and Harmonic Analysis Fully controlled converters**

Operation with R, RL and RLE loads–Derivation of average voltage and current – Effect of source Inductance.

Semi Converters (Half Controlled):

Operation with R, RL and RLE loads – Harmonic analysis for input current waveform in a system with a large load inductance –Calculation of input power factor.

UNIT-IV:**Three Phase AC–DC Bridge Converters**

Full converter with R and RL loads–Semi converter (Half Controlled) with R and RL loads– Derivation of load voltage–Line commutated Inverter operation–Dual converters with non–circulating and circulating currents.

UNIT – V:**AC–AC and DC–DC Converters**

Single phase Bridge type cyclo converter with R and RL load (Principle of operation) –High frequency DC–DC converters: Buck Converter operation–Time ratio control and current limit control strategies–Voltage and current waveforms–Derivation of output voltage–Boost converter operation–Voltage and current waveforms–Derivation of output voltage – Buck-Boost converter operation –Voltage and current waveforms.

UNIT – VI:**DC–AC Inverters****Inverters**

Single phase inverters–Unipolar and bipolar switching–Three phase Inverters (120° and 180° modes of operation) –PWM techniques– Sine triangular PWM technique– amplitude and frequency modulation Indices –Harmonic analysis.

Learning Outcomes:

Student should be able to

- Explain the characteristics of various power semiconductor derive and analyze the operation of diode bridge rectifier.
- Design firing circuits for SCR. Analyze the operation of AC voltage controller and half-wave phase controlled rectifiers.
- Explain the operation of single phase full-wave converters and analyze harmonics in the input current.
- Explain the operation of three phase full-wave converters and dual converter.
- Analyze the operation of single phase cyclo converters and high frequency dc-dc converters.
- Explain the working of inverters and application of PWM techniques for voltage control and harmonic mitigation.

Text Books:

1. Power Electronics: Circuits, Devices and Applications – by M. H. Rashid, Prentice Hall of India, 2nd edition, 1998
2. Power Electronics: converters, applications & design -by Nedmohan, Tore M. Undeland, Robbins by Wiley India Pvt. Ltd.
3. Power Converter Circuits -by William Shepherd, Li zhang, CRC Taylor & Francis Group.

Reference Books:

1. Elements of Power Electronics–Philip T.Krein.oxford.
2. Power Electronics – by P.S.Bhimbra, Khanna Publishers.
3. Thyristorised Power Controllers – by G. K. Dubey, S. R. Doradla, A. Joshi and R. M. K.Sinha, New Age International (P) Limited Publishers, 1996.
4. Power Electronics handbook by Muhammad H. Rashid, Elsevier.

III Year – I SEMESTER**T P C**
3+1 0 3**LINEAR & Digital IC APPLICATIONS****Preamble:**

All Electronic devices developed in circuit Concepts. Thus all analog circuits developed on circuit Concept basis. But the advancement of Technology in Fabrication Field gain prominence and all discrete components are fabricated using I.C Technology. On a Single chip millions of transistors are fabricated using Very Large Scale IC. In This context Operational Amplifiers which is an analog device plays an important role for Analog IC Design.

Operational Amplifiers performs Algebraic operations, Logarithmic Operations, Trigonometric Operations etc. Therefore these Operational Amplifiers design goes into System design instead of circuit design. So Linear IC applications plays vital role in the electronic field Starting from home appliances to Super computers.

Learning Objectives:

After completion of this course, the reader should be able to

- Draw a block diagram representing a typical op-amp with various definitions.
- Draw and explain the open-loop configuration and feedback configuration and can determine Voltage gain, the input resistance, the output resistance.
- Differentiate between Ideal and Non-Ideal Op-Amp, Determination of closed loop voltage gain, the input resistance, the output resistance for Non-Ideal Op-Amp Circuits.
- Perform various mathematical Operations, Trigonometric & Logarithmic Operations, and Instrumentation Amplifier with relevant Circuits.
- Design waveform generators (Astable, Monostable, Schmitt Trigger) using Single Op-Amp.
- Study of 555 timer & its applications using Astable and Monostable Operations.
- Can design various types of Active Filters such as LPF, HPF, BPF, BRF, NBPF, Notch Filter, ALL pass filters.
- Study the operation & applications of PLA.
- Explain the operation of A/D and D/A Converters.

UNIT-I:**Introduction To Operational Amplifier**

Block diagram of Typical Op-Amp With Various Stages– BJT Differential Amplifier With R_E DC Analysis– AC Analysis –BJT differential amplifier with constant current source – Analysis Different input/output configurations dual input balanced output–Dual input unbalanced output–Signal input balanced output–Signal input unbalanced output–AC analysis with r-parameters –Current repeater circuits–Current mirror circuits–Analysis–Level translator – Cascade differential amplifier– FET differential amplifier.

UNIT-II:**OP-AMP Parameter**

Input offset voltage – Input off-set current–Input bias current–Differential input resistance–Common mode rejection ratio–Slew ratio–PSRR–Large signal voltage gain–Output voltage swing transients response–definitions and explanations. Measurement of bias current–Measurement of offset currents–Measurement of offset voltage –Measurement of slew rate – Output offset voltage balancing circuits–Bias current compensations circuit–Dual power suppliers with shunt capacitance filter–Fix voltages Regulators 78XX–79XX series and as current sources– Dual power supply using 78XX and 79XX series.

UNIT-III**Ideal Operational Amplifier Theory and Basic Circuits**

Ideal operational amplifier properties–Ideal assumptions–Basic circuits such as non inverting type comparator–Inverting type comparator–Voltage follower– Inverting amplifier–Non–inverting amplifier–Summing amplifier–Non–inverting summing amplifier–sub-tractor– Differentiator–Integrator–Scale changer–Instrumentation amplifier– V to I and I to V converters–Log and Anti–log amplifiers–Zero crossing detector–Schmitt-trigger peak detector– Half-wave and full-wave rectifiers– Precision diode– Non-ideal operational amplifier non–inverting amplifier– inverting amplifier– closed-loop gain–Input and output resistance equivalent circuits.

UNIT-IV:

Wave form generator in angular waveform generator using op-amps and PLL Design of Astable multivibrator –Monostable multivibrator using signal op-amp–Trigging waveform generator 555 timer:Introduction–Pindigram–Functional diagram for 8pin DIP–Design of Astable and monostable multi– Astable applicatio–Monostable applications– PLL: Introduction,basic blockdiagram– Functions of each block–566 VCO– 565 PLL block diagram –Function of each block–Applications of PLL–Frequency

multiplier role of each pin frequency translation– AM–FM and FSK demodulators.

UNIT–V:

Active filters

Introduction– Merits and demerits of active filters–Over passive filters– First order low pass Butter–Worth filter –Design and frequency response–Second order LPF design and frequency response – First order HPF design and frequency response– Second order HPF design and frequency response–Higher-order filters– BPF wide band–pass and narrow band–pass filter–Wide band reject filter–Notch filter–All-pass filter.

UNIT–VI:

D to A and A to D Convertors

Digital to Analog Convertors(D to A) – Introduction–Specifications–Basic DAC techniques– Weighted resistor DAC– R–2R ladder DAC–Inverted R–2R –Output expression for each type.

Analog to Digital Convertors

Introduction–Specifications–Parallel comparator type–Counter type–Dual slope–Successive approximation type ADCs– Merits and demerits of each type, Comparison of different types.

Learning Outcomes:

- After completion of this course student can able to differentiate “Analog Circuits & Digital Circuits”.
- The course content gives an insight in to the fundamentals so that one can design the “Linear Circuits” with their own innovative skills.
- Those who are taken this course can specialize in this subject in their Post Graduation. It is a challenging task for the individual to exhibit his logical skills & Analytical ability.
- They can design their own circuits which may be useful for current industry needs.

Text Books:

1. OP–AMPS and liner integrator circuits by Ramakanth A Gayakwad (PHI).
2. Linear Integrated Circuits by D.Roy chowdary, New age international.

3. Op-amp and linear integrated circuits by sanjay sharma, S.K.Kataria & son's New Delhi.

Reference Books:

1. Micro Electronics– Mclliman Mc Graw Hill.
2. Analog Electronics– L.K.Maheswari, PHI.
3. Linear Integrated circuits by S.Salivahan, TMH.

III Year – I SEMESTER

T	P	C
0	3	2

ELECTRICAL MACHINES – II LAB**Learning objectives:**

- To predetermine the efficiency and regulation of transformers and assess their performance.
- To predetermine the regulation of three-phase alternator by various methods, find X_d / X_q ratio of alternator and assess the performance of three-phase synchronous motor.
- To perform various tests on Induction motor for assessing its performance.

The following experiments are required to be conducted as compulsory experiments:

1. O.C. & S.C. Tests on Single phase Transformer
2. Sumpner's test on single phase transformers
3. Scott connection of transformers
4. No-load & Blocked rotor tests on three phase Induction motor
5. Regulation of a three –phase alternator by synchronous impedance & M.M.F. Methods.
6. V and Inverted V curves of a three—phase synchronous motor.
7. Equivalent Circuit of a single phase induction motor
8. Determination of X_d and X_q of a salient pole synchronous machine

In addition to the above eight experiments, at least any two of the following experiments are required to be conducted from the following list:

1. Parallel operation of Single phase Transformers
2. Separation of core losses of a single phase transformer
3. Brake test on three phase Induction Motor
4. Regulation of three-phase alternator by Potier triangle method.
5. Efficiency of a three-phase alternator

6. Heat run test on a bank of 3 Nos. of single phase Delta connected transformers.
7. Measurement of sequence impedance of a three-phase alternator.

Learning outcomes:

- Able to predetermine the efficiency and regulation of transformers and assess their performance.
- Able to predetermine the regulation of three-phase alternator by various methods, find X_d / X_q ratio of alternator and assess the performance of three-phase synchronous motor.
- Able to perform various tests on Induction motor for assessing its performance.

III Year – I SEMESTER

T	P	C
0	3	2

CONTROL SYSTEMS LAB**Learning Objectives:**

- To impart hands on experience to understand the performance of basic control system components such as magnetic amplifiers, D.C. servo motors, A.C. Servo motors, stepper motor and potentiometer.
- To understand time and frequency responses of control system with and without controllers and compensators.

Any 10 of the following experiments are to be conducted:

1. Time response of Second order system
2. Characteristics of Synchros
3. Programmable logic controller – characteristics of stepper motor
4. Effect of feedback on DC servo motor
5. Effect of P, PD, PI, PID Controller on a second order systems
6. Lag and lead compensation – Magnitude and phase plot
7. DC position control system
8. Transfer function of DC motor
9. Temperature controller using PID
10. Characteristics of magnetic amplifiers
11. Characteristics of AC servo motor
12. Characteristics of DC servo motor
13. Potentiometer as an error detector

Learning Outcomes

- Able to analyze the performance and working Magnetic amplifier, D.C. servo motors, A.C. Servo motors and synchronous motors.
- Able to design P,PI,PD and PID controllers
- Able to design lag, lead and lag-lead compensators
- Able to control the temperature using PID controller
- Able to determine the transfer function of D.C.motor
- Able to control the position of D.C servo motor performance

III Year – I SEMESTER

T	P	C
3+1	0	2

INTELLECTUAL PROPERTY RIGHTS AND PATENTS**UNIT I**

Introduction to Intellectual Property Law – Evolutionary past – Intellectual Property Law Basics - Types of Intellectual Property - Innovations and Inventions of Trade related Intellectual Property Rights – Agencies Responsible for Intellectual Property Registration – Infringement - Regulatory – Over use or Misuse of Intellectual Property Rights - Compliance and Liability Issues.

UNIT II

Introduction to Copyrights – Principles of Copyright – Subject Matters of Copyright – Rights Afforded by Copyright Law –Copyright Ownership – Transfer and Duration – Right to Prepare Derivative Works –Rights of Distribution – Rights of performers – Copyright Formalities and Registration – Limitations – Infringement of Copyright – International Copyright Law-Semiconductor Chip Protection Act.

UNIT III

Introduction to Patent Law – Rights and Limitations – Rights under Patent Law – Patent Requirements – Ownership and Transfer – Patent Application Process and Granting of Patent – Patent Infringement and Litigation – International Patent Law – Double Patenting – Patent Searching – Patent Cooperation Treaty – New developments in Patent Law- Invention Developers and Promoters.

UNIT IV

Introduction to Trade Mark – Trade Mark Registration Process – Post registration procedures – Trade Mark maintenance – Transfer of rights – Inter parties Proceedings – Infringement – Dilution of Ownership of Trade Mark – Likelihood of confusion – Trade Mark claims – Trade Marks Litigation – International Trade Mark Law.

UNIT V

Introduction to Trade Secrets – Maintaining Trade Secret – Physical Security – Employee Access Limitation – Employee Confidentiality Agreement –

Trade Secret Law – Unfair Competition – Trade Secret Litigation – Breach of Contract – Applying State Law.

UNIT VI

Introduction to Cyber Law – Information Technology Act - Cyber Crime and E-commerce – Data Security – Confidentiality – Privacy - International aspects of Computer and Online Crime.

REFERENCE BOOKS:

1. Deborah E. Bouchoux: "Intellectual Property". Cengage learning , New Delhi
2. Kompal Bansal & Parishit Bansal "Fundamentals of IPR for Engineers", BS Publications (Press)
3. Cyber Law. Texts & Cases, South-Western's Special Topics Collections
4. Prabhuddha Ganguli: ' Intellectual Property Rights' Tata Mc-Graw – Hill, New Delhi
5. Richard Stim: "Intellectual Property", Cengage Learning, New Delhi.
6. R. Radha Krishnan, S. Balasubramanian: "Intellectual Property Rights", Excel Books. New Delhi.
7. M. Ashok Kumar and Mohd. Iqbal Ali: "Intellectual Property Right" Serials Pub.

III Year – II SEMESTER

T	P	C
3+1	0	3

SWITCHGEAR AND PROTECTION**Preamble:**

In order to supply power from generating end to receiving end several equipments are connected in to the system. In order to protect the equipments and components against various operating conditions and over voltages protective devices are required to be installed in the system. Topics specified in this subject deal with various types of protective equipments and their working principle including limitations etc.

Learning objectives:

- To provide the basic principles of arc interruption, circuit breaking principles, operation of various types of circuit breakers.
- To study the classification, operation, construction and application of different types of electromagnetic protective relays.
- To explain various types of faults in generators and transformers and different types of protective schemes.
- To impart knowledge of various protective schemes used for feeders and bus bars.
- To explain the principles and operations of different types of static relays.
- To study different types of over voltages in a power system and principles of different protective schemes for insulation co-ordination.

UNIT-I:**Circuit Breakers**

Miniature Circuit Breaker(MCB)– Elementary principles of arc interruption– Restrike Voltage and Recovery voltages– Restrike phenomenon– Average and Max. RRRV– Current chopping and Resistance switching– Introduction to oil circuit breakers– Description and operation of Air Blast– Vacuum and SF6 circuit breakers– CB ratings and specifications– Auto reclosing.

UNIT-II:**Electromagnetic Protection**

Principle of operation and construction of attracted armature– Balanced beam– induction disc and induction cup relays– Relays classification– Instantaneous– DMT and IDMT types– Applications of relays: Over current/under voltage relays– Directional relays– Differential relays and percentage differential relays– Universal torque equation– Distance relays: Impedance– Reactance– Mho and offset mho relays– Characteristics of distance relays and comparison.

UNIT-III:**Generator Protection**

Protection of generators against stator faults– Rotor faults and abnormal conditions– restricted earth fault and inter turn fault protection– Numerical examples.

Transformer Protection

Protection of transformers: Percentage differential protection– Design of CT's ratio– Buchholz relay protection–Numerical examples.

UNIT-IV:**Feeder and Bus bar Protection**

Protection of lines: Over current– Carrier current and three zone distance relay using impedance relays–Translay relay–Protection of bus bars– Differential protection.

UNIT-V:**Static and Digital Relays**

Static relays: Static relay components– Static over current relay– Static distance relay– Micro processor based digital relays.

UNIT-VI:**Protection against over voltage and grounding**

Generation of over voltages in power systems– Protection against lightning over voltages– Valve type and zinc–Oxide lightning arresters– Insulation coordination– BIL– impulse ratio– Standard impulse test wave– volt–time characteristics– Grounded and ungrounded neutral systems–Effects of ungrounded neutral on system performance– Methods of neutral grounding: Solid–resistance–Reactance–Arcing grounds and grounding Practices.

Learning Outcomes:

- To be able to understand the principles of arc interruption for application to high voltage circuit breakers of air, oil, vacuum, SF₆ gas type.
- Ability to understand the working principle and constructional features of different types of electromagnetic protective relays.
- Students acquire in depth knowledge of faults that is observed to occur in high power generator and transformers and protective schemes used for all protections.
- Improves the ability to understand various types of protective schemes used for feeders and bus bar protection.
- Generates understanding of different types of static relays with a view to application in the system.
- To be able to understand the different types of over voltages appearing in the system, including existing protective schemes required for insulation co-ordination.

Text Books:

1. Protection and SwitchGear by BhaveshBhalja, R.P. Maheshwari, NileshG. Chothani, Oxford University Press, 2013
2. Power system protection- Static Relays with microprocessor applications. by T.S. Madhava Rao, TMH
3. Electrical Power System Protection by C. CHRISTOPOULOS and A. Wright, Springer publications

Reference Books:

1. Power System Protection and Switchgear by Badari Ram, D.N Viswakarma, TMH Publications.
2. Fundamentals of Power System Protection by Paithankar and S.R. Bhide, PHI, 2003.
3. Art & Science of Protective Relaying – by C R Mason, Wiley Eastern Ltd.

III Year – II SEMESTER

T	P	C
3+1	0	3

MICROPROCESSORS AND MICROCONTROLLERS**Preamble:**

Microprocessor and microcontroller have become important building blocks in digital electronics design. It is important for student to understand the architecture of a microprocessor and its interfacing with various modules. 8086 microprocessor architecture, programming, and interfacing is dealt in detail in this course. Interfacing, assembly language programming and interfacing of 8051 microcontroller and its application in industry are also covered in this course.

Learning objectives:

- To understand the organization and architecture of Micro Processor
- To understand addressing modes to access memory
- To understand 8051 micro controller architecture
- To understand the programming principles for 8086 and 8051
- To understand the interfacing of MP with IO as well as other devices.
- To understand how to develop cyber physical systems

UNIT-I:**Introduction to Microprocessor Architecture**

Introduction and evolution of Microprocessors– Architecture of 8086– Register Organization of 8086–Memory organization of 8086– General bus operation of 8086–Introduction to 80286–80386 and 80486 and Pentium.

UNIT-II:**Minimum and Maximum Mode Operations**

Instruction set, Addressing modes– Minimum and Maximum mode operations of 8086–8086 Control signal interfacing–Read and write cycle timing diagrams.

UNIT-III:**Assembly Language Programming**

Assembly Directives–Macro’s– Algorithms for Implementation of FOR Loop–WHILE–REPEAT and IF-THEN-ELSE Features–Addressing modes and Instruction set of 8051–Assembly language programming of 8051–Development systems and tools.

UNIT-IV:**I/O Interface**

8255 PPI– Architecture of 8255–Modes of operation– Interfacing I/O devices to 8086 using 8255–Interfacing A to D converters– Interfacing D to A converters– Stepper motor interfacing– Static memory interfacing with 8086–DMA controller (8257)–Architecture–Interfacing 8257 DMA controller–Programmable Interrupt Controller (8259)–Command words and operating modes of 8259– Interfacing of 8259–Keyboard/display controller (8279)–Architecture–Modes of operation–Command words of 8279– Interfacing of 8279.

UNIT-V:**Introduction to 8051 Micro Controller**

Overview of 8051 Micro Controller– Architecture– Register set–I/O ports and Memory Organization– Interrupts–Timers and Counters–Serial Communication.

UNIT- VI:**Cyber physical systems and industrial applications of 8051**

Applications of Micro Controllers– Interfacing 8051 to LED’s–Push button–Relay’s and Latch Connections– Keyboard Interfacing– Interfacing Seven Segment Display–ADC and DAC Interfacing.

Learning Outcomes:

- To be able to understand the microprocessor capability in general and explore the evaluation of microprocessors.
- To be able to understand the addressing modes of microprocessors
- To be able to understand the micro controller capability

- To be able to program mp and mc
- To be able to interface mp and mc with other electronic devices
- To be able to develop cyber physical systems

Text Books:

1. Microprocessors and Interfacing, Douglas V Hall, Mc-Graw Hill, 2nd Edition.
2. Kenneth J Ayala, “The 8051 Micro Controller Architecture, Programming and Applications”, Thomson Publishers, 2nd Edition.
3. Ray and Burchandi, “Advanced Micro Processors and Interfacing”, Tata McGraw-Hill.

Reference Books:

1. R.S. Kaler, “ A Text book of Microprocessors and Micro Controllers”, I.K. International Publishing House Pvt. Ltd.
2. Ajay V. Deshmukh, “Microcontrollers – Theory and Applications”, Tata McGraw-Hill Companies –2005.
3. Ajit Pal, “Microcontrollers – Principles and Applications”, PHI Learning Pvt Ltd, 2011.

III Year – II SEMESTER

T	P	C
3+1	0	3

UTILIZATION OF ELECTRICAL ENERGY**Preamble:**

This course primarily deals with utilization of electrical energy generated from various sources. It is important to understand the technical reasons behind selection of motors for electric drives based on the characteristics of loads. Electric heating, welding and illumination are some important loads in the industry in addition to motor/drives. Another major share of loads is taken by Electric Traction. Utilization of electrical energy in all the above loads is discussed in detail in this course. Demand side management concepts are also introduced as a part of this course.

Learning objectives:

- To understand the operating principles and characteristics of traction motors with respect to speed, temperature ,loading conditions.
- To acquaint with the different types of heating and welding techniques.
- To study the basic principles of illumination and its measurement.
- To understand different types of lightning system including design.
- To understand the basic principle of electric traction including speed–time curves of different traction services.
- To understand the method of calculation of various traction system for braking, acceleration and other related parameters, including demand side management of energy.

UNIT – I:**Selection of Motors**

Choice of motor, type of electric drives, starting and running characteristics–Speed control–Temperature rise–Applications of electric drives–Types of industrial loads–continuous–Intermittent and variable loads–Load equalization.

UNIT – II:**Electric Heating**

Advantages and methods of electric heating–Resistance heating induction heating and dielectric heating.

Electric Welding

Electric welding–Resistance and arc welding–Electric welding equipment–Comparison between AC and DC Welding

UNIT – III:**Illumination fundamentals**

Introduction, terms used in illumination–Laws of illumination–Polar curves–Integrating sphere–Lux meter–Sources of light

UNIT – IV:**Various Illumination Methods**

Discharge lamps, MV and SV lamps – Comparison between tungsten filament lamps and fluorescent tubes–Basic principles of light control– Types and design of lighting and flood lighting–LED lighting.

UNIT – V:**Electric Traction – I**

System of electric traction and track electrification– Review of existing electric traction systems in India– Special features of traction motor–Mechanics of train movement–Speed–time curves for different services – Trapezoidal and quadrilateral speed time curves.

UNIT – VI:**Electric Traction – II**

Calculations of tractive effort– power –Specific energy consumption for given run–Effect of varying acceleration and braking retardation–Adhesive weight and braking retardation adhesive weight and coefficient of adhesion–Principles of energy efficient motors.

Learning Outcomes:

- Able to identify a suitable motor for electric drives and industrial applications
- Able to identify most appropriate heating or welding techniques for suitable applications.
- Able to understand various level of illuminosity produced by different illuminating sources.
- Able to estimate the illumination levels produced by various sources and recommend the most efficient illuminating sources and should be able to design different lighting systems by taking inputs and constraints in view.

- Able to determine the speed/time characteristics of different types of traction motors.
- Able to estimate energy consumption levels at various modes of operation.

Text Books:

1. Utilization of Electric Energy – by E. Openshaw Taylor, Orient Longman.
2. Art & Science of Utilization of electrical Energy – by Partab, DhanpatRai & Sons.

Reference Books:

1. Utilization of Electrical Power including Electric drives and Electric traction – by N.V.Suryanarayana, New Age International (P) Limited, Publishers, 1996.
2. Generation, Distribution and Utilization of electrical Energy – by C.L. Wadhwa, New Age International (P) Limited, Publishers, 1997.

III Year – II SEMESTER

T	P	C
3+1	0	3

POWER SYSTEM ANALYSIS**Preamble:**

The course is designed to give students the required knowledge for the design and analysis of electrical power grids. Calculation of power flow in a power system network using various techniques, formation of Z_{bus} and its importance are covered in this course. It also deals with short circuit analysis and analysis of power system for steady state and transient stability.

Learning Objectives:

- To study the development of impedance diagram (p.u) and formation of Y_{bus}
- To study the Gauss Seidel, Newton raphson, decoupled and fast decoupled load flow methods.
- To study the concept of the Z_{bus} building algorithm.
- To study short circuit calculation for symmetrical faults,
- To study the effect of unsymmetrical faults.
- To study the rotor angle stability analysis of power systems.

UNIT –I:**Per Unit Representation & Topology**

Per Unit Quantities–Single line diagram– Impedance diagram of a power system – Graph theory definition – Formation of element node incidence and bus incidence matrices – Primitive network representation – Formation of Y –bus matrix by singular transformation and direct inspection methods.

UNIT –II:**Power Flow Studies**

Necessity of power flow studies – Derivation of static power flow equations – Power flow solution using Gauss-Seidel Method – Newton Raphson Method (Rectangular and polar coordinates form) –Decoupled and Fast Decoupled methods (Algorithmic approach) – Problems on 3–bus system only.

UNIT –III:**Z–Bus formulation**

Formation of Z–Bus: Partial network– Algorithm for the Modification of Z_{bus} Matrix for addition element for the following cases: Addition of element from a new bus to reference– Addition of element from a new bus to an old bus– Addition of element between an old bus to reference and Addition of element between two old busses (Derivations and Numerical Problems).– Modification of Z–Bus for the changes in network (Problems).

UNIT – IV:**Symmetrical Fault Analysis**

3–Phase short circuit currents and reactances of synchronous machine–Short circuit MVA calculations.

UNIT –V:**Symmetrical Components & Fault analysis**

Synthesis of unsymmetrical phasor from their symmetrical components– Symmetrical components of unsymmetrical phasor–Phase - shift of symmetrical components in Y– Δ –Power in terms of symmetrical components – Sequence networks – Positive, negative and zero sequence networks– Various types of faults LG– LL– LLG and LLL on unloaded alternator– unsymmetrical faults on power system.

UNIT – VI:**Power System Stability Analysis**

Elementary concepts of Steady state– Dynamic and Transient Stabilities– Description of Steady State Stability Power Limit–Transfer Reactance– Synchronizing Power Coefficient –Power Angle Curve and Determination of Steady State Stability –Derivation of Swing Equation–Determination of Transient Stability by Equal Area Criterion–Application of Equal Area Criterion–Methods to improve steady state and transient stability.

- Able to draw an impedance diagram for a power system network.
- Able to form a Y_{bus} matrix for a power system network with or without mutual couplings.
- Able to find out the load flow solution of a power system network using different types of load flow methods.
- Able to formulate the Z_{bus} for a power system network.
- Able to find out the fault currents for all types faults with a view to provide data for the design of protective devices.

- Able to find out the sequence components of currents for any unbalanced power system network.
- Able to analyze the steady state, transient and dynamic stability concepts of a power system.

Text Books:

1. Power System Analysis by Grainger and Stevenson, Tata McGraw Hill.
2. Electrical Power Systems by P.S.R.Murthy, B.S.Publications
3. Modern Power system Analysis – by I.J.Nagrath&D.P.Kothari: Tata Mc Graw–Hill Publishing Company, 2nd edition.
4. Power System Analysis and Design by J.Duncan Glover, M.S.Sarma, T.J. Overbye – CengageLearning publications.

Reference Books:

1. Power System Analysis – by A.R.Bergen, Prentice Hall, Inc.
2. Power System Analysis by HadiSaadat – TMH Edition.
3. Power System Analysis by B.R.Gupta, Wheeler Publications.

III Year – II SEMESTER

T	P	C
3+1	0	3

POWER SEMICONDUCTOR DRIVES**Preamble:**

This course is an extension of power electronics applications to electric drives. This course covers in detail the basic and advanced speed control techniques using power electronic converters that are used in industry. It is equally important to understand the four quadrant operation of electric drives and slip power recovery schemes in induction motors.

Learning Objectives:

- To learn the fundamentals of electric drive and different electric braking methods.
- To analyze the operation of three phase converter controlled dc motors and four quadrant operation of dc motors using dual converters.
- To discuss the converter control of dc motors in various quadrants.
- To understand the concept of speed control of induction motor by using AC voltage controllers and voltage source inverters.
- To learn the principles of static rotor resistance control and various slip power recovery schemes.
- To understand the speed control mechanism of synchronous motors

UNIT-I:**Fundamentals of Electric Drives**

Electric drive – Fundamental torque equation – Load torque components – Nature and classification of load torques – Steady state stability – Load equalization– Four quadrant operation of drive (hoist control) – Braking methods: Dynamic – Plugging – Regenerative methods.

UNIT-II:**Three phase converter controlled DC motors**

Revision of speed control techniques – Separately excited and series motors controlled by full converters – Output voltage and current waveforms – Speed-torque expressions – Speed-torque characteristics – Numerical problems – Four quadrant operation using dual converters.

UNIT-III:**Control of DC motors by DC-DC converters (Type C & Type D)**

Single quadrant – Two quadrant and four quadrant chopper fed separately excited and series excited motors – Continuous current operation– Output voltage and current waveforms – Speed–torque expressions – Speed–torque characteristics –Four quadrant operations – Closed loop operation (Block diagrams only).

UNIT-IV:**Induction motor control – Stator side**

Variable voltage characteristics–Control of Induction Motor by AC Voltage Controllers – Waveforms –Speed torque characteristics– Variable Voltage Variable Frequency control of induction motor by voltage source inverter – PWM control – Closed loop operation of induction motor drives (Block Diagram Only).

UNIT-V:**Control of Induction motor – Rotor side**

Static rotor resistance control – Slip power recovery schemes – Static Scherbius drive – Static Kramer drive – Performance and speed torque characteristics – Advantages –Applications.

UNIT-VI:**Control of Synchronous Motors**

Separate control &self control of synchronous motors – Operation of self controlled synchronous motors by VSI– Closed Loop control operation of synchronous motor drives (Block Diagram Only) –Variable frequency control–Pulse width modulation.

Learning Outcomes:

Student should be able to

- Explain the fundamentals of electric drive and different electric braking methods.
- Analyze the operation of three phase converter controlled dc motors and four quadrant operation of dc motors using dual converters.
- Explain the converter control of dc motors in various quadrants.
- Explain the concept of speed control of induction motor by using AC voltage controllers and voltage source inverters.
- Explain the principles of static rotor resistance control and various slip power recovery schemes.

- Explain the speed control mechanism of synchronous motors

Text Books:

1. Fundamentals of Electric Drives – by G K Dubey Narosa Publications
2. Power Semiconductor Drives, by S.B. Dewan, G.R.Slemon, A.Straughen, Wiley-India Edition.

Reference Books:

1. Electric Motors and Drives Fundamentals, Types and Applications, by Austin Hughes and Bill Drury, Newnes.
2. Thyristor Control of Electric drives – Vedam Subramanyam Tata McGraw Hill Publications.
3. Power Electronic Circuits, Devices and applications by M.H. Rashid, PHI.
4. Power Electronics handbook by Muhammad H.Rashid, Elsevier.

III Year – II SEMESTER

T	P	C
3+1	0	3

MANAGEMENT SCIENCE**UNIT I**

Introduction to Management: Concept –nature and importance of Management – Functions of Management – Evaluation of Management thought- Theories of Motivation – Decision making process-Designing organization structure- Principles of organization - Types of organization structure.

UNIT II

Operations Management: Principles and Types of Management – Work study- Statistical Quality Control- Control charts (P-chart, R-chart, and Cchart).

Simple problems- Material Management: Need for Inventory control- EOQ, ABC analysis (simple problems) and Types of ABC analysis (HML, SDE, VED, and FSN analysis).

UNIT III

Functional Management: Concept of HRM, HRD and PMIR- Functions of HR Manager- Wage payment plans(Simple Problems) – Job Evaluation and Merit Rating - Marketing Management- Functions of Marketing – Marketing strategies based on product Life Cycle, Channels of distributions.

UNIT IV

Project Management: (PERT/CPM): Development of Network – Difference between PERT and CPM Identifying Critical Path- Probability- Project Crashing (Simple Problems).

UNIT V

Strategic Management: Vision, Mission, Goals, Strategy – Elements of Corporate Planning Process – Environmental Scanning – SWOT analysis-Steps in Strategy Formulation and Implementation, Generic Strategy alternatives.

UNIT VI

Contemporary Management Practice: Basic concepts of MIS, MRP, Justin- Time (JIT) system, Total Quality Management (TQM), Six sigma and Capability Maturity Model (CMM) Levies, Supply Chain Management,

Enterprise Resource Planning (ERP), Business Process outsourcing (BPO), Business process Re-engineering and Bench Marking, Balanced Score Card.

Text Books

1. Dr. P. Vijaya Kumar & Dr. N. Appa Rao, '*Management Science*' Cengage, Delhi, 2012.
2. Dr. A. R. Aryasri, '*Management Science*' TMH 2011.

References

1. Koontz & Wehrich: '*Essentials of management*' TMH 2011.
2. Seth & Rastogi: *Global Management Systems*, Cengage learning, Delhi, 2011.
3. Robbins: *Organizational Behaviour*, Pearson publications, 2011.
4. Kanishka Bedi: *Production & Operations Management*, Oxford Publications, 2011.
5. Philip Kotler & Armstrong: *Principles of Marketing*, Pearson publications.
6. Biswajit Patnaik: *Human Resource Management*, PHI, 2011.
7. Hitt and Vijaya Kumar: *Starategic Management*, Cengage learning.

Objective:

To familiarize with the process of management and to provide basic insights into select contemporary management practices.

Codes/ Tables:

Normal Distribution Function Tables need to be permitted into the examination Halls.

III Year – II SEMESTER

T	P	C
0	3	2

POWER ELECTRONICS LAB**Learning objectives:**

- To study the characteristics of various power electronic devices and analyze firing circuits and commutation circuits of SCR.
- To analyze the performance of single-phase and three-phase full-wave bridge converters, single-phase dual converter with both resistive and inductive loads.
- To understand the operation of AC voltage controller and cyclo converter with resistive and inductive loads.
- To understand the working of Buck converter, Boost converter, single-phase bridge inverter and PWM inverter.

Any 10 of the Following Experiments are to be conducted

1. Study of Characteristics of SCR, MOSFET & IGBT
2. Gate firing circuits for SCR's
3. Single -Phase Half controlled converter with R and RL load
4. Single -Phase fully controlled bridge converter with R and RL loads
5. Single -Phase AC Voltage Controller with R and RL Loads
6. Single -Phase Cyclo-converter with R and RL loads
7. Single -Phase Bridge Inverter with R and RL Loads
8. Single -Phase dual converter with RL loads
9. Three -Phase half controlled bridge converter with RL load.
10. Three- Phase full converter with RL-load.
11. DC-DC buck converter.
12. DC-DC boost converter.
13. Single -phase PWM inverter.
14. Single -phase diode bridge rectifier with R load and capacitance filter.
15. Forced commutation circuits(Class A, Class B, Class C, Class D and Class E)

Learning outcomes:

- Able to study the characteristics of various power electronic devices and analyze firing circuits and commutation circuits of SCR.
- Able to analyze the performance of single-phase and three-phase full-wave bridge converters, single-phase dual converter with both resistive and inductive loads.
- Able to understand the operation of AC voltage controller and cyclo converter with resistive and inductive loads.
- Able to understand the working of Buck converter, Boost converter, single-phase bridge inverter and PWM inverter.

III Year – II SEMESTER

T	P	C
0	3	2

ELECTRICAL MEASUREMENTS LAB**Learning Objectives:**

- To understand the correct function of electrical parameters and calibration of voltage, current, single phase and three phase power and energy, and measurement of electrical characteristics of resistance, inductance and capacitance of a circuits through appropriate methods.
- To understand measurement of illumination of electrical lamps.
- To understand testing of transformer oil.
- To measure the parameters of choke coil.

Any 10 of the following experiments are to be conducted

1. Calibration and Testing of single phase energy Meter.
2. Calibration of dynamometer wattmeter using phantom loading UPF
3. Crompton D.C. Potentiometer – Calibration of PMMC ammeter and PMMC voltmeter.
4. Kelvin's double Bridge – Measurement of resistance – Determination of Tolerance.
5. Capacitance Measurement using Schering bridge.
6. Inductance Measurement using Anderson bridge.
7. Measurement of 3 phase reactive power with single-phase wattmeter for balanced loading.
8. Measurement of complex power with Trivector meter and verification.
9. Optical bench – Determination of polar curve measurement of MHCP of electrical lamp.
10. Calibration of LPF wattmeter – by direct loading.
11. Measurement of 3 phase power with single watt meter and 2 No's of C.T.
12. C.T. testing using mutual Inductor – Measurement of % ratio error and phase angle of given C.T. by Null method.
13. P.T. testing by comparison – V.G. as Null detector – Measurement of % ratio error and phase angle of the given P.T.
14. Dielectric oil testing using H.T. testing Kit

15. LVDT and capacitance pickup – characteristics and Calibration
16. Resistance strain gauge – strain measurements and Calibration
17. Polar curve using Lux meter, Measurement of intensity of illumination of fluorescent lamp.
18. Transformer turns ratio measurement using AC. bridge.
19. A.C. Potentiometer – Polar form/Cartesian form – Calibration of AC Voltmeter, Parameters of Choke.
20. Measurement of Power by 3 Voltmeter and 3 Ammeter methods.
21. Parameters of choke coil.

Learning Outcomes:

- To be able to measure accurately the electrical parameters voltage, current, power, energy and electrical characteristics of resistance, inductance and capacitance.
- To be able to measure illumination of electrical lamps.
- To be able to test transformer oil for its effectiveness.
- To be able to measure the parameters of inductive coil.

IV Year – I SEMESTER

T	P	C
3+1	0	3

RENEWABLE ENERGY SOURCES AND SYSTEMS**Preamble:**

This course gives a flavor of renewable sources and systems to the students. It introduces solar energy its radiation, collection, storage and its applications. This covers generation, design, efficiency and characteristics of various renewable energy sources including solar, wind, hydro, biomass, fuel cells and geothermal systems.

Learning Objectives:

- To study the solar radiation data, extra terrestrial radiation, radiation on earth's surface.
- To study solar thermal collections.
- To study solar photo voltaic systems.
- To study maximum power point techniques in solar pv and wind.
- To study wind energy conversion systems, Betz coefficient, tip speed ratio.
- To study basic principle and working of hydro, tidal, biomass, fuel cell and geothermal systems.

UNIT-I:**Fundamentals of Energy Systems**

Energy conservation principle – Energy scenario (world and India) – Solar radiation: Outside earth's atmosphere – Earth surface – Analysis of solar radiation data – Geometry – Radiation on tilted surfaces – Numerical problems.

UNIT-II:**Solar Thermal Systems**

Liquid flat plate collections: Performance analysis – Transmissivity – Absorptivity product collector efficiency factor – Collector heat removal factor – Numerical problems. Introduction to solar air heaters – Concentrating collectors and solar pond.

UNIT-III:**Solar Photovoltaic Systems**

Balance of systems – IV characteristics – System design: storage sizing – PV system sizing – Maximum power point techniques: Perturb and observe (P&O) technique – Hill climbing technique.

UNIT-IV:**Wind Energy**

Wind patterns – Types of turbines – Kinetic energy of wind – Betz coefficient – Tip-speed ratio – Efficiency – Power output of wind turbine – Selection of generator(synchronous, induction) – Maximum power point tracking.

UNIT-V:**Hydro and Tidal power systems**

Basic working principle – Classification of hydro systems: Large, small, micro – measurement of head and flow – Energy equation – Types of turbines – Numerical problems.

Tidal power – Basics – Kinetic energy equation – Numerical problems – Wave power – Basics – Kinetic energy equation.

UNIT-VI:**Biomass, fuel cells and geothermal systems**

Biomass Energy: Fuel classification – Pyrolysis – Direct combustion of heat – Different digesters and sizing.

Fuel cell: Classification – Efficiency – VI characteristics.

Geothermal: Classification – Dry rock and aquifer – Energy analysis.

Learning Outcomes:

Student should be able to

- Analyze solar radiation data, extraterrestrial radiation, radiation on earth's surface.
- Design solar thermal collections.
- Design solar photo voltaic systems.
- Develop maximum power point techniques in solar PV and wind.
- Explain wind energy conversion systems, Betz coefficient, tip speed ratio.
- Explain basic principle and working of hydro, tidal, biomass, fuel cell and geothermal systems.

Text Books:

1. Solar Energy: Principles of Thermal Collection and Storage, S. P. Sukhatme and J. K. Nayak, TMH, New Delhi, 3rd Edition.
2. Renewable Energy Resources, John Twidell and Tony Weir, Taylor and Francis -second edition, 2013.
3. Energy Science: Principles, Technologies and Impacts, John Andrews and Nick Jelly, Oxford.

Reference Books:

1. Renewable Energy- Edited by Godfrey Boyle-oxford university, press, 3rd edition, 2013.
2. Handbook of renewable technology Ahmed and Zobaa, Ramesh C Bansal, World scientific, Singapore.
3. Renewable Energy Technologies /Ramesh & Kumar /Narosa.
4. Renewable energy technologies – A practical guide for beginners – Chetong Singh Solanki, PHI.
5. Non conventional energy source –B.H. Khan- TMH-2nd edition.

IV Year – I SEMESTER**T P C**
3+1 0 3**HVAC & DC TRANSMISSION****Preamble:**

With the increasing power generation in the country and long distance power transmission, it is necessary that power should be transmitted at extra and ultra high voltage. The topics dealt in this subject relate to phenomena associated with transmission line at higher voltages, equipments generating high voltage and power control strategy.

Learning Objectives:

- To understand the phenomena associated with transmission line, operating at extra high voltages. The unit gives detail analysis of several phenomena viz. electrostatic field, charges, voltage gradient and conductor configuration.
- The objective is to discuss phenomena of corona, losses, audible noise, radio interference and measurement of these quantities.
- To understand the phenomena of HVDC, HVDC equipment comparison with AC and the latest state of art in HVDC transmission.
- To understand method of conversion of AC to DC, performance of various level of pulse conversion and control characteristics of conversion. It also provides knowledge of effect of source inductance as well as method of power control.
- To understand the requirements of reactive power control and filtering technique in HVDC system.
- To understand the harmonics in AC side of power line in a HVDC system and design of filters for various levels of pulse conversion.

UNIT – I:**Introduction of EHV AC transmission**

Necessity of EHV AC transmission – Advantages and problems – Power handling capacity and line losses – Mechanical considerations – Resistance of conductors – Electrostatics – Field of sphere gap – Field of line charges and properties – Charge ~ potential relations for multi-conductors – Surface voltage gradient on conductors – Bundle spacing and bundle radius –

Examples – Distribution of voltage gradient on sub conductors of bundle – Examples.

UNIT – II:

Corona effects

Power loss and audible noise (AN) – Corona loss formulae – Charge voltage diagram – Generation – Characteristics – Limits and measurements of AN – Relation between 1–phase and 3–phase AN levels – Examples – Radio interference (RI) – Corona pulses generation – Properties and limits – Frequency spectrum – Modes of propagation – Excitation function – Measurement of RI, RIV and excitation functions – Examples.

UNIT – III:

Basic Concepts of DC Transmission

Economics & Terminal equipment of HVDC transmission systems: Types of HVDC Links – Apparatus required for HVDC Systems – Comparison of AC & DC transmission – Application of DC Transmission System – Planning & Modern trends in DC transmission.

UNIT – IV:

Analysis of HVDC Converters and System Control

Choice of Converter configuration – Analysis of Graetz – Characteristics of 6 Pulse & 12 Pulse converters – Cases of two 3 phase converters in star – Star mode and their performance – Principal of DC Link Control – Converters Control Characteristics – Firing angle control – Current and extinction angle control – Effect of source inductance on the system – Starting and stopping of DC link – Power Control.

UNIT–V:

Reactive Power Control in HVDC

Reactive Power Requirements in steady state – Conventional control strategies – Alternate control strategies sources of reactive power – AC Filters – Shunt capacitors – Synchronous condensers.

UNIT – VI:

Harmonics and Filters

Generation of Harmonics – Characteristics harmonics – Calculation of AC Harmonics – Non–Characteristics harmonics – Adverse effects of harmonics – Calculation of voltage & current harmonics – Effect of Pulse number on harmonics. Types of AC filters, Design of Single tuned filters – Design of High pass filters.

Learning Outcomes:

- To be able to acquaint with HV transmission system with regard to power handling capacity, losses, conductor resistance and electrostatic field associate with HV. Further knowledge is gained in area of bundle conductor system to improve electrical and mechanical performance.
- To develop ability for determining corona, radio interference, audible noise generation and frequency spectrum for single and three phase transmission lines.
- To be able to acquire knowledge in transmission of HVDC power with regard to terminal equipments, type of HVDC connectivity and planning of HVDC system.
- To be able to develop knowledge with regard to choice of pulse conversion, control characteristic, firing angle control and effect of source impedance.
- To develop knowledge of reactive power requirements of conventional control, filters and reactive power compensation in AC. side of HVDC system.
- Able to calculate voltage and current harmonics, and design of filters for six and twelve pulse conversion.

Text Books:

1. HVDC Power Transmission Systems: Technology and system Interactions – by K.R.Padiyar, New Age International (P) Limited, and Publishers.
2. Direct Current Transmission – by E.W.Kimbark, John Wiley & Sons.
3. EHVAC Transmission Engineering by R. D. Begamudre, New Age International (P) Ltd.

Reference Books:

1. EHVAC and HVDC Transmission Engineering and Practice – S.Rao.
2. Power Transmission by Direct Current – by E.Uhlmann, B.S.Publications
3. HVDC Transmission – J. Arrillaga.

IV Year – I SEMESTER**T P C**
3+1 0 3**POWER SYSTEM OPERATION AND CONTROL****Preamble:**

This subject deals with Economic operation of Power Systems, Hydrothermal scheduling and modeling of turbines, generators and automatic controllers. It emphasizes on single area and two area load frequency control and reactive power control.

Learning Objectives:

- To understand optimal dispatch of generation with and without losses.
- To study the optimal scheduling of hydro thermal systems.
- To study the optimal unit commitment problem.
- To study the load frequency control for single area system
- To study the PID controllers for single area system and two area system.
- To understand the reactive power control and compensation of transmission lines.

UNIT-I:**Economic Operation of Power Systems**

Optimal operation of Generators in Thermal power stations, – Heat rate curve – Cost Curve – Incremental fuel and Production costs – Input–output characteristics – Optimum generation allocation with line losses neglected – Optimum generation allocation including the effect of transmission line losses – Loss Coefficients – General transmission line loss formula.

UNIT-II:**Hydrothermal Scheduling**

Optimal scheduling of Hydrothermal System: Hydroelectric power plant models – Scheduling problems – Short term Hydrothermal scheduling problem.

UNIT-III:**Unit Commitment**

Optimal unit commitment problem – Need for unit commitment – Constraints in unit commitment – Cost function formulation – Solution methods – Priority ordering – Dynamic programming.

UNIT-IV:**Load Frequency Control**

Modeling of steam turbine – Generator – Mathematical modeling of speed governing system – Transfer function – Modeling of Hydro turbine – Necessity of keeping frequency constant – Definitions of Control area – Single area control – Block diagram representation of an isolated power system – Steady state analysis – Dynamic response – Uncontrolled case – Load frequency control of two area system – Uncontrolled case and controlled case – Tie-line bias control.

UNIT-V:**Load Frequency Controllers**

Proportional plus Integral control of single area and its block diagram representation – Steady state response – Load Frequency Control and Economic dispatch control.

UNIT-VI:**Reactive Power Control**

Overview of Reactive Power control – Reactive Power compensation in transmission systems – Advantages and disadvantages of different types of compensating equipment for transmission systems – Load compensation – Specifications of load compensator – Uncompensated and compensated transmission lines: Shunt and series compensation – Need for FACTS controllers.

Learning Outcomes:

- Able to compute optimal scheduling of Generators.
- Able to understand hydrothermal scheduling.
- Understand the unit commitment problem.
- Able to understand importance of the frequency.
- Understand importance of PID controllers in single area and two area systems.
- Will understand reactive power control and line power compensation.

Text Books:

1. Electric Energy systems Theory – by O.I.Elgerd, Tata McGraw–hill Publishing Company Ltd., Second edition.
2. Power System stability & control, Prabha Kundur, TMH
3. Modern Power System Analysis – by I.J.Nagrath & D.P.Kothari
Tata Mc Graw – Hill Publishing Company Ltd, 2nd edition.

Reference Books:

1. Power System Analysis and Design by J.Duncan Glover and M.S.Sarma, THOMPSON, 3rd Edition.
2. Power System Analysis by Grainger and Stevenson, Tata McGraw Hill.
3. Power System Analysis by Hadi Saadat – TMH Edition.

IV Year – I SEMESTER**T P C**
3+1 0 3**Open Elective****ENERGY AUDIT, CONSERVATION & MANAGEMENT****Preamble:**

This is an open elective course developed to cater current needs of the industry. This course covers topics such as energy conservation act and energy conservation. It also covers energy efficient lighting design, student will learn power factor improvement techniques, energy efficiency in HVAC systems. In addition, economic aspects such as payback period calculations, life cycle costing analysis is covered in this course.

Learning Objectives:

- To understand energy efficiency, scope, conservation and technologies.
- To design energy efficient lighting systems.
- To estimate/calculate power factor of systems and propose suitable compensation techniques.
- To understand energy conservation in HVAC systems.
- To calculate life cycle costing analysis and return on investment on energy efficient technologies.

Unit-I:**Basic Principles of Energy Audit and management**

Energy audit – Definitions – Concept – Types of audit – Energy index – Cost index – Pie charts – Sankey diagrams – Load profiles – Energy conservation schemes and energy saving potential – Numerical problems – Principles of energy management – Initiating, planning, controlling, promoting, monitoring, reporting – Energy manager – Qualities and functions – Language – Questionnaire – Check list for top management.

Unit-II:**Lighting**

Modification of existing systems – Replacement of existing systems – Priorities: Definition of terms and units – Luminous efficiency – Polar curve – Calculation of illumination level – Illumination of inclined surface to beam

– Luminance or brightness – Types of lamps – Types of lighting – Electric lighting fittings (luminaries) – Flood lighting – White light LED and conducting Polymers – Energy conservation measures.

Unit–III:

Power Factor and energy instruments

Power factor – Methods of improvement – Location of capacitors – Power factor with non linear loads – Effect of harmonics on Power factor – Numerical problems. Energy Instruments – Watt–hour meter – Data loggers – Thermocouples – Pyrometers – Lux meters – Tong testers – Power analyzer.

Unit–IV:

Space Heating and Ventilation

Ventilation – Air–Conditioning (HVAC) and Water Heating: Introduction – Heating of buildings – Transfer of Heat–Space heating methods – Ventilation and air–conditioning – Insulation–Cooling load – Electric water heating systems – Energy conservation methods.

Unit–V

Economic Aspects and Analysis

Economics Analysis – Depreciation Methods – Time value of money – Rate of return – Present worth method – Replacement analysis – Life cycle costing analysis – Energy efficient motors (basic concepts).

Unit–VI:

Computation of Economic Aspects

Calculation of simple payback method – Net present worth method – Power factor correction – Lighting – Applications of life cycle costing analysis – Return on investment.

Learning Outcomes:

Student will be able to

- Explain energy efficiency, conservation and various technologies.
- Design energy efficient lighting systems.
- Calculate power factor of systems and propose suitable compensation techniques.
- Explain energy conservation in HVAC systems.
- Calculate life cycle costing analysis and return on investment on energy efficient technologies.

Text Books:

1. Energy management by W.R. Murphy & G. McKay Butter worth, Elsevier publications. 2012
2. Energy efficient electric motors by John .C. Andreas, Marcel Dekker Inc Ltd–2nd edition, 1995

Reference Books:

1. Electric Energy Utilization and Conservation by S C Tripathy, Tata McGraw hill publishing company Ltd. New Delhi.
2. Energy management by Paul o' Callaghan, Mc–Graw Hill Book company–1st edition, 1998.
3. Energy management hand book by W.C.Turner, John wiley and sons.
4. Energy management and conservation –k v Sharma and pvenkata seshaiiah-I K International Publishing House pvt.ltd,2011.
5. http://www.energymanagertraining.com/download/Gazette_of_IndiaPartIIISecI-37_25-08-2010.pdf

Note : This Elective can be offered to Students of All Branches including EEE.

INSTRUMENTATION

(Open Elective)

Preamble:

Electrical and Electronic Instrumentation plays a key role in the industry. With the advancement of technology day to day manual maintenance is replaced by simply monitoring using various instruments. Thus this course plays very important role in overall maintenance of the industry.

Learning Objectives:

- To study various types of signals and their representation.
- To study various types of transducers: Electrical, Mechanical, Electromechanical, Optical etc.
- To study and measure the various types of Non-electrical quantities.
- To study various types of digital voltmeters
- To study the working principles of various types of oscilloscopes and their applications.
- To study various types of signal analyzers.

UNIT-I:

Signals and their representation

Measuring Systems, Performance Characteristics, – Static characteristics – Dynamic Characteristics – Errors in Measurement – Gross Errors – Systematic Errors – Statistical analysis of random errors – Signal and their representation – Standard test, periodic, aperiodic, modulated signal – Sampled data pulse modulation and pulse code modulation.

UNIT-II:

Transducers

Definition of transducers – Classification of transducers – Advantages of Electrical transducers – Characteristics and choice of transducers – Principle operation of resistor, inductor, LVDT and capacitor transducers – LVDT Applications – Strain gauge and its principle of operation – Gauge factor – Thermistors – Thermocouples – Synchros – Piezo electric transducers – Photo diodes.

UNIT-III:**Measurement of Non-Electrical Quantities**

Measurement of strain – Gauge Sensitivity – Displacement – Velocity – Angular Velocity – Acceleration – Force – Torque – Measurement of Temperature, Pressure, Vacuum, Flow, Liquid level.

UNIT-IV:**Digital Voltmeters**

Digital voltmeters – Successive approximation, ramp, dual-Slope integration continuous balance type – Micro processor based ramp type – DVM digital frequency meter – Digital phase angle meter.

UNIT-V:**Oscilloscope**

Cathode ray oscilloscope – Time base generator – Horizontal and vertical amplifiers – Measurement of phase and frequency – Lissajous patterns – Sampling oscilloscope – Analog and digital type data logger – Transient recorder.

UNIT-VI:**Signal Analyzers**

Wave Analyzers – Frequency selective analyzers – Heterodyne – Application of Wave analyzers – Harmonic Analyzers – Total Harmonic distortion – Spectrum analyzers – Basic spectrum analyzers – Spectral displays – Vector impedance meter – Q meter – Peak reading and RMS voltmeters.

Learning Outcomes:

- Able to represent various types of signals .
- Acquire proper knowledge to use various types of Transducers.
- Able to monitor and measure various parameters such as strain, velocity, temperature, pressure etc.
- Acquire proper knowledge and working principle of various types of digital voltmeters.
- Able to measure various parameter like phase and frequency of a signal with the help of CRO.
- Acquire proper knowledge and able to handle various types of signal analyzers.

Text Books:

1. Electronic Instrumentation–by H.S.Kalsi Tata MCGraw–Hill Edition, 1995.
2. A course in Electrical and Electronic Measurements and Instrumentation, A.K. Sawhney, Dhanpatrai& Co.

Reference Books:

1. Measurement and Instrumentation theory and application, Alan S.Morris and Reza Langari, Elsevier
2. Measurements Systems, Applications and Design – by D O Doebelin
3. Principles of Measurement and Instrumentation – by A.S Morris, Pearson / Prentice Hall ofIndia
4. Modern Electronic Instrumentation and Measurement techniques – by A.D Helfrickand W.D. Cooper, Pearson/Prentice Hall of India.
4. Transducers and Instrumentation by D.V.S Murthy, Prentice Hall of India.

Note : This Elective can be offered to Students of All Branches including EEE.

NON-CONVENTIONAL SOURCES OF ENERGY

(Open Elective)

Preamble:

This course gives a flavor of non-conventional sources of energy to the students. It introduces solar energy its radiation, collection, storage and its applications. This covers generation, design, efficiency and characteristics of various non-conventional energy sources including solar, wind, hydro, biomass, fuel cells and geothermal systems.

Learning Objectives

- To study the solar radiation data, extraterrestrial radiation, radiation on earth's surface.
- To study solar thermal collections.
- To study solar photo voltaic systems.
- To study maximum power point techniques in solar pv and wind.
- To study wind energy conversion systems, Betz coefficient , tip speed ratio.
- To study basic principle and working of hydro, tidal, biomass, fuel cell and geothermal systems.

UNIT-I:

Fundamentals of Energy Systems

Energy conservation principle – Energy scenario (world and India) – Solar radiation: Outside earth's atmosphere – Earth surface – Analysis of solar radiation data – Geometry – Radiation on tilted surfaces – Numerical problems.

UNIT-II:

Solar Thermal Systems

Liquid flat plate collections: Performance analysis – Transmissivity – Absorptivity – Product collector efficiency factor – Collector heat removal factor – Numerical problems – Introduction to solar air heaters – Concentrating collectors and solar pond.

UNIT-III:

Solar Photovoltaic Systems

Balance of systems – IV characteristics – System design: Storage sizing, PV system sizing, Maximum power point techniques: Perturb and observe (P&O) technique – Hill climbing technique.

UNIT-IV:**Wind Energy**

Wind patterns – Types of turbines – Kinetic energy of wind – Betz coefficient – Tip-speed ratio – efficiency – Power output of wind turbine – Selection of generator(synchronous, induction) – Maximum power point tracking.

UNIT-V:**Hydro and Tidal power systems**

Basic working principle – Classification of hydro systems: large, small, micro – Measurement of head and flow – Energy equation – Types of turbines – Numerical problems.

Tidal power – Basics – Kinetic energy equation – Numerical problems – Wave power – Basics – Kinetic energy equation.

UNIT-VI:**Biomass, fuel cells and geothermal systems**

Biomass Energy: Fuel classification – Pyrolysis – Direct combustion of heat – Different digesters and sizing.

Fuel cell: classification – Efficiency – VI characteristics.

Geothermal: classification – Dry rock and aquifer – Energy analysis.

Learning Outcomes:

Student should be able to

- Analyze solar radiation data, extraterrestrial radiation, radiation on earth's surface.
- Design solar thermal collections.
- Design solar photo voltaic systems.
- Develop maximum power point techniques in solar PV and wind.
- Explain wind energy conversion systems, Betz coefficient , tip speed ratio.
- Explain basic principle and working of hydro, tidal, biomass ,fuel cell and geothermal systems.

Text Books:

1. Solar Energy: Principles of Thermal Collection and Storage, S. P. Sukhatme and J. K. Nayak, TMH, New Delhi, 3rd Edition.
2. Renewable Energy Resources, John Twidell and Tony Weir, Taylor and Francis.

3. Energy Science: Principles, Technologies and Impacts, John Andrews and Nick Jelly, Oxford.

Reference Books:

1. Handbook of renewable technology Ahmed and Zobaa, Ramesh C Bansal, World scientific, Singapore.
2. Renewable Energy Technologies /Ramesh & Kumar /Narosa.
3. Renewable energy technologies – A practical guide for beginners – Chetong Singh Solanki, PHI.

Note : This Elective can be offered to Students of All Branches including EEE.

OPTIMIZATION TECHNIQUES

(Open Elective)

Preamble:

Optimization techniques have gained importance to solve many engineering design problems by developing linear and nonlinear mathematical models. The aim of this course is to educate the student to develop a mathematical model by defining an objective function and constraints in terms of design variables and then apply a particular mathematical programming technique. This course covers classical optimization techniques, linear programming, nonlinear programming and dynamic programming techniques.

Learning Objectives:

1. To define an objective function and constraint functions in terms of design variables, and then state the optimization problem.
2. To state single variable and multi variable optimization problems, without and with constraints.
3. To explain linear programming technique to an optimization problem, define slack and surplus variables, by using Simplex method.
4. To state transportation and assignment problem as a linear programming problem to determine optimality conditions by using Simplex method.
5. To study and explain nonlinear programming techniques, unconstrained or constrained, and define exterior and interior penalty functions for optimization problems.
6. To explain Dynamic programming technique as a powerful tool for making a sequence of interrelated decisions.

UNIT – I:

Introduction and Classical Optimization Techniques:

Statement of an Optimization problem – design vector – design constraints – constraint surface – objective function – objective function surfaces – classification of Optimization problems.

UNIT – II:

Classical Optimization Techniques

Single variable Optimization – multi variable Optimization without constraints – necessary and sufficient conditions for minimum/maximum – multivariable Optimization with equality constraints. Solution by method of

Lagrange multipliers – multivariable Optimization with inequality constraints – Kuhn – Tucker conditions.

UNIT – III:

Linear Programming

Standard form of a linear programming problem – geometry of linear programming problems – definitions and theorems – solution of a system of linear simultaneous equations – pivotal reduction of a general system of equations – motivation to the simplex method – simplex algorithm - Duality in Linear Programming – Dual Simplex method.

UNIT – IV:

Transportation Problem

Finding initial basic feasible solution by north – west corner rule, least cost method and Vogel's approximation method – testing for optimality of balanced transportation problems – Special cases in transportation problem.

UNIT – V:

Nonlinear Programming:

Unconstrained cases - One – dimensional minimization methods: Classification, Fibonacci method and Quadratic interpolation method - Univariate method, Powell's method and steepest descent method.

Constrained cases - Characteristics of a constrained problem, Classification, Basic approach of Penalty Function method; Basic approaches of Interior and Exterior penalty function methods. Introduction to convex Programming Problem.

UNIT – VI:

Dynamic Programming:

Dynamic programming multistage decision processes – types – concept of sub optimization and the principle of optimality – computational procedure in dynamic programming – examples illustrating the calculus method of solution - examples illustrating the tabular method of solution.

Learning Outcomes:

The student should be able to:

1. State and formulate the optimization problem, without and with constraints, by using design variables from an engineering design problem.

2. Apply classical optimization techniques to minimize or maximize a multi-variable objective function, without or with constraints, and arrive at an optimal solution.
3. Formulate a mathematical model and apply linear programming technique by using Simplex method. Also extend the concept of dual Simplex method for optimal solutions.
4. Solve transportation and assignment problem by using Linear programming Simplex method.
5. Apply gradient and non-gradient methods to nonlinear optimization problems and use interior or exterior penalty functions for the constraints to derive the optimal solutions.
6. Formulate and apply Dynamic programming technique to inventory control, production planning, engineering design problems etc. to reach a final optimal solution from the current optimal solution.

Text Books:

1. “Engineering optimization: Theory and practice”-by S. S.Rao, New Age International (P) Limited, 3rd edition, 1998.
2. “Introductory Operations Research” by H.S. Kasene & K.D. Kumar, Springer (India), Pvt. LTd.

Reference Books:

1. “Optimization Methods in Operations Research and systems Analysis” – by K.V. Mital and C. Mohan, New Age International (P) Limited, Publishers, 3rd edition, 1996.
2. Operations Research – by Dr. S.D.Sharma, Kedarnath, Ramnath & Co
3. “Operations Research: An Introduction” – by H.A.Taha, PHI Pvt. Ltd., 6th edition
4. Linear Programming–by G.Hadley.

Note : This Elective can be offered to Students of All Branches except EEE.

IV Year – I SEMESTER

T	P	C
3+1	0	3

Elective – I**VLSI DESIGN****Preamble:**

In the recent times fabrication technology is revolutionized and especially LSI has become so dense that on a single IC tens and thousands of transistors are placed. Thus integrated circuits have become integrated systems and the development of fabrication technology VLSI plays very important role.

Learning Objectives:

- To provide the basic fundamentals of fabrication technology, generations of IC and speed, power consumptions of various fabrication technologies.
- To understand the knowledge of electrical properties of MOS circuits.
- To learn the design concepts of stick diagrams, layouts for various MOS technologies.
- To understand the concepts of design rules, scaling, subsystem design semiconductor IC design.
- To understand the synthesis, simulation design verification tools, CMOS testing.

UNIT – I**Introduction**

Introduction to IC technology – The IC era – MOS and related VLSI technology – Basic MOS transistors – Enhancement and depletion modes of transistor action – IC production process – MOS and CMOS fabrication process – BiCMOS technology – Comparison b/w CMOS and bipolar technologies.

UNIT – II**Basic electrical properties of MOS and BiCMOS circuits**

I_{ds} - V_{ds} relationships – Aspects of MOS transistor threshold voltage – MOS Trans-conductance and output conductance – MOS Transistor – Figure of merit – The pMOS transistor – The nMOS inverter – Determination of pull-up to pull-down ratio for nMOS inverter driven by another nMOS inverter

for an nMOS inverter driven through one or more pass Transistors – Alternative forms of pull up – The CMOS Inverter MOS transistor Circuit model – Bi-CMOS Inverters.

UNIT – III

MOS and BiCOMS circuit design processes

MOS layers – Stick diagrams – Design rules and layout – General observation on the design rules, $2\mu\text{m}$ double metal, double poly – CMOS/BiCMOS rules, $1.2\mu\text{m}$ Double metal, Double poly CMOS rules – Layout diagrams of NAND and NOR gates and CMOS inverter – Symbolic Diagrams – Translation to Mask Form.

UNIT – IV

Basic circuit concepts

Sheet resistance – Sheet resistance concept applied to MOS transistor and inverters – Area capacitance of layers – Standard unit of capacitance – Some area capacitance calculations – The delay unit – Inverter delays – Driving large capacitive loads – Propagations Delays – Wiring Capacitance – Fan-in and Fan-out characteristics – Choice of layers – Transistor switches – Realization of gates using nMOS, pMOS and CMOS technologies.

UNIT – V

Scaling of MOS circuit

Scaling models and scaling factors – Scaling factors for device parameters – Limitations of scaling – Limits due to sub threshold currents – Limits on logic level and supply voltage due to noise – Limits due to current density – Some architectural Issues – Introduction to switch logic and gate logic.

UNIT – VI

Digital design using HDL

Digital system design process – VLSI Circuit Design Process – Hardware simulation – Hardware Synthesis – History of VHDL – VHDL requirements – Levels of abstraction – Elements of VHDL – Packages – Libraries and bindings – Objects and classes – Variable assignments – Sequential statements – Usage of subprograms – Comparison of VHDL and verilog HDL.

VHDL MODELLING

Simulation – Logic Synthesis – Inside a logic synthesizer – Constraints – Technology libraries – VHDL and logic synthesis – Functional gate – Level verification – Place and route – Post layout timing simulation – Static timing

– Major net list formats for design representation – VHDL synthesis – Programming approach.

Learning Outcomes

- Ability to demonstrate the fundamentals of IC technology such as various MOS fabrication technologies.
- Ability to calculate electrical properties of MOS circuits such as I_{ds} – V_{ds} relationship, V_t , μ_n , μ_p , g_m , figure of merit, sheet resistance, area capacitance.
- Ability to demonstrate semi conductor IC design such as PLA's, PAL, FPGA, CPLD's design.
- Ability to demonstrate VHDL synthesis, simulation, design capture tools design verification tools, CMOS testing.

Text Books:

1. Essentials of VLSI Circuits and Systems–Kamran Eshraghian, Douglas and A.Pucknell and Sholeh Eshraghian, Prentice–Hall of India Private Limited, 2005 Edition.
2. VLSI Design–K. Lal Kishor and V.S.V.Prabhakar, I.K. International Publishing House Private Limited, 2009 First Edition.
3. VLSI Design–A.Shanthi and A.Kavitha, New Age International Private Limited, 2006 First Edition.

References Books:

1. VLSI Design By Debaprasad Das, Oxford University Press,2010.
2. VLSI Design By A.Albert Raj & T. Latha, PHI Learning Private Limited, 2010.

ELECTRICAL DISTRIBUTION SYSTEMS (ELECTIVE-I)

Preamble:

This subject deals with the general concept of distribution system, substations and feeders as well as discusses distribution system analysis, protection and coordination, voltage control and power factor improvement.

Learning Objectives

- To study different factors of Distribution system.
- To study and design the substations and distribution systems.
- To study the determination of voltage drop and power loss.
- To study the distribution system protection and its coordination.
- To study the effect of compensation on p.f improvement.
- To study the effect of voltage control on distribution system.

UNIT – I:

General Concepts

Introduction to distribution systems, Load modeling and characteristics – Coincidence factor – Contribution factor loss factor – Relationship between the load factor and loss factor – Classification of loads (Residential, commercial, Agricultural and Industrial) and their characteristics.

UNIT – II:

Substations

Location of substations: Rating of distribution substation – Service area within primary feeders – Benefits derived through optimal location of substations.

Distribution Feeders

Design Considerations of distribution feeders: Radial and loop types of primary feeders – Voltage levels – Feeder loading – Basic design practice of the secondary distribution system.

UNIT – III:

System Analysis

Voltage drop and power-loss calculations: Derivation for voltage drop and power loss in lines – Manual methods of solution for radial networks – Three phase balanced primary lines.

UNIT – IV:**Protection**

Objectives of distribution system protection – Types of common faults and procedure for fault calculations – Protective devices: Principle of operation of fuses – Circuit reclosures – Line sectionalizers and circuit breakers.

Coordination

Coordination of protective devices: General coordination procedure – Residual current circuit breaker RCCB (Wikipedia).

UNIT – V:**Compensation for Power Factor Improvement**

Capacitive compensation for power-factor control – Different types of power capacitors – shunt and series capacitors – Effect of shunt capacitors (Fixed and switched) – Power factor correction – Capacitor allocation – Economic justification – Procedure to determine the best capacitor location.

UNIT – VI:**Voltage Control**

Voltage Control: Equipment for voltage control – Effect of series capacitors – Effect of AVB/AVR –Line drop compensation.

Learning Outcomes:

- Able to understand the various factors of distribution system.
- Able to design the substation and feeders.
- Able to determine the voltage drop and power loss
- Able to understand the protection and its coordination.
- Able to understand the effect of compensation on p.f improvement.
- Able to understand the effect of voltage, current distribution system performance.

Text Book:

1. “Electric Power Distribution system, Engineering” – by TuranGonen, McGraw–hill Book Company.

Reference Books:

1. Electrical Distribution Systems by Dale R.Patrick and Stephen W.Fardo, CRC press
2. Electric Power Distribution – by A.S. Pabla, Tata McGraw–hill Publishing company, 4th edition, 1997.
3. Electrical Power Distribution Systems by V.Kamaraju, Right Publishers.

OPTIMIZATION TECHNIQUES

(Elective-I)

Preamble:

Optimization techniques have gained importance to solve many engineering design problems by developing linear and nonlinear mathematical models. The aim of this course is to educate the student to develop a mathematical model by defining an objective function and constraints in terms of design variables and then apply a particular mathematical programming technique. This course covers classical optimization techniques, linear programming, nonlinear programming and dynamic programming techniques.

Learning Objectives:

1. To define an objective function and constraint functions in terms of design variables, and then state the optimization problem.
2. To state single variable and multi variable optimization problems, without and with constraints.
3. To explain linear programming technique to an optimization problem, define slack and surplus variables, by using Simplex method.
4. To state transportation and assignment problem as a linear programming problem to determine optimality conditions by using Simplex method.
5. To study and explain nonlinear programming techniques, unconstrained or constrained, and define exterior and interior penalty functions for optimization problems.
6. To explain Dynamic programming technique as a powerful tool for making a sequence of interrelated decisions.

UNIT – I:

Introduction and Classical Optimization Techniques:

Statement of an Optimization problem – design vector – design constraints – constraint surface – objective function – objective function surfaces – classification of Optimization problems.

UNIT – II:

Classical Optimization Techniques

Single variable Optimization – multi variable Optimization without constraints – necessary and sufficient conditions for minimum/maximum – multivariable Optimization with equality constraints. Solution by method of

Lagrange multipliers – multivariable Optimization with inequality constraints – Kuhn – Tucker conditions.

UNIT – III:

Linear Programming

Standard form of a linear programming problem – geometry of linear programming problems – definitions and theorems – solution of a system of linear simultaneous equations – pivotal reduction of a general system of equations – motivation to the simplex method – simplex algorithm - Duality in Linear Programming – Dual Simplex method.

UNIT – IV:

Transportation Problem

Finding initial basic feasible solution by north – west corner rule, least cost method and Vogel's approximation method – testing for optimality of balanced transportation problems – Special cases in transportation problem.

UNIT – V:

Nonlinear Programming:

Unconstrained cases - One – dimensional minimization methods: Classification, Fibonacci method and Quadratic interpolation method - Univariate method, Powell's method and steepest descent method.

Constrained cases - Characteristics of a constrained problem, Classification, Basic approach of Penalty Function method; Basic approaches of Interior and Exterior penalty function methods. Introduction to convex Programming Problem.

UNIT – VI:

Dynamic Programming:

Dynamic programming multistage decision processes – types – concept of sub optimization and the principle of optimality – computational procedure in dynamic programming – examples illustrating the calculus method of solution - examples illustrating the tabular method of solution.

Learning Outcomes:

The student should be able to:

1. State and formulate the optimization problem, without and with constraints, by using design variables from an engineering design problem.

2. Apply classical optimization techniques to minimize or maximize a multi-variable objective function, without or with constraints, and arrive at an optimal solution.
3. Formulate a mathematical model and apply linear programming technique by using Simplex method. Also extend the concept of dual Simplex method for optimal solutions.
4. Solve transportation and assignment problem by using Linear programming Simplex method.
5. Apply gradient and non-gradient methods to nonlinear optimization problems and use interior or exterior penalty functions for the constraints to derive the optimal solutions.
6. Formulate and apply Dynamic programming technique to inventory control, production planning, engineering design problems etc. to reach a final optimal solution from the current optimal solution.

Text Books:

1. “Engineering optimization : Theory and practice”-by S. S.Rao, New Age International (P) Limited, 3rd edition, 1998.
2. “Introductory Operations Research” by H.S. Kasene & K.D. Kumar, Springer (India), Pvt. LTd.

Reference Books:

1. “Optimization Methods in Operations Research and systems Analysis” – by K.V. Mital and C. Mohan, New Age International (P) Limited, Publishers, 3rd edition, 1996.
2. Operations Research – by Dr. S.D.Sharma, Kedarnath, Ramnath & Co
3. “Operations Research : An Introduction” – by H.A.Taha, PHI Pvt. Ltd., 6th edition
4. Linear Programming–by G. Hadley.

IV Year – I SEMESTER**T P C**
0 3 2**MICROPROCESSORS AND
MICROCONTROLLERS LAB****Learning Objectives:**

- To study programming based on 8086 microprocessor and 8051 microcontroller.
- To study 8056 microprocessor based ALP using arithmetic, logical and shift operations.
- To study modular and Dos/Bios programming using 8086 micro processor.
- To study to interface 8086 with I/O and other devices.
- To study parallel and serial communication using 8051 micro controller.

Any 8 of the following experiments are to be conducted :**I. Microprocessor 8086 :**

Introduction to MASM/TASM.

1. Arithmetic operation – Multi byte addition and subtraction, multiplication and division – Signed and unsigned arithmetic operation, ASCII – Arithmetic operation.
2. Logic operations – Shift and rotate – Converting packed BCD to unpacked BCD, BCD to ASCII conversion.
3. By using string operation and Instruction prefix: Move block, Reverse string Sorting, Inserting, Deleting, Length of the string, String comparison.
4. Modular Program: Procedure, Near and Far implementation, Recursion.
5. Dos/BIOS programming: Reading keyboard (Buffered with and without echo) – Display characters, Strings.
6. Interfacing 8255–PPI
7. Programs using special instructions like swap, bit/byte, set/reset etc.
8. Programs based on short, page, absolute addressing.
9. Interfacing 8259 – Interrupt Controller.

10. Interfacing 8279 – Keyboard Display.
11. Stepper motor control using 8253/8255.

Any 2 of the following experiments are to be conducted:

Microcontroller 8051

12. Reading and Writing on a parallel port.
13. Timer in different modes.
14. Serial communication implementation.
15. Understanding three memory areas of 00 – FF (Programs using above areas).
Using external interrupts.

Learning Outcomes:

- Will be able to write assembly language program using 8086 micro based on arithmetic, logical, and shift operations.
- Will be able to do modular and Dos/Bios programming using 8086 micro processor.
- Will be able to interface 8086 with I/O and other devices.
- Will be able to do parallel and serial communication using 8051 micro controllers.

IV Year – I SEMESTER

T	P	C
0	3	2

ELECTRICAL SIMULATION LAB**Learning objectives:**

- To simulate integrator circuit, differentiator circuit, Boost converter, Buck converter, full convertor and PWM inverter.
- To simulate transmission line by incorporating line, load and transformer models.
- To perform transient analysis of RLC circuit and single machine connected to infinite bus (SMIB).
- To find load flow solution for a transmission network with Newton–Rampson method.

Following experiments are to be conducted:

1. Simulation of transient response of RLC circuits
 - a. Response to pulse input
 - b. Response to step input
 - c. Response to sinusoidal input
2. Analysis of three phase circuit representing the generator transmission line and load. Plot three phase currents & neutral current.
3. Simulation of single–phase full converter using RLE loads and single phase AC voltage controller using RL loads.
4. Plotting of Bode plots, root locus and nyquist plots for the transfer functions of systems up to 5th order.
5. Power system load flow using Newton–Raphson technique.
6. Simulation of Boost and Buck converters.
7. Integrator & Differentiator circuits using op–amp.
8. Simulation of D.C separately excited motor using transfer function approach.

Any 2 of the following experiments are to be conducted:

1. Modeling of transformer and simulation of lossy transmission line.
2. Simulation of single phase inverter with PWM control.
3. Simulation of three phase full converter using MOSFET and IGBTs.
4. Transient analysis of single machine connected to infinite bus (SMIB).

Learning outcomes:

- Able to simulate integrator circuit, differentiator circuit, Boost converter, Buck converter, full convertor and PWM inverter.
- Able to simulate transmission line by incorporating line, load and transformer models.
- Able to perform transient analysis of RLC circuit and single machine connected to infinite bus (SMIB).
- Able to find load flow solution for a transmission network with Newton–Rampson method.

Reference Books:

1. “Simulation of Power Electronic Circuit“, by M.B. Patil, V.Ramanarayan, V.T. Ranganathan. Narosha, 2009.
2. Pspice for circuits and electronics using PSPICE – by M.H.Rashid, M/s PHI Publications.
3. Pspice A/D user`s manual – Microsim, USA.
4. Pspice reference guide – Microsim, USA.
5. MATLAB user`s manual – Mathworks, USA.
6. MATLAB – control system tool box – Mathworks, USA.
7. SIMULINK user`s manual – Mathworks, USA.
8. EMTD User`s Manual.
9. SEQUEL– A public domain circuit simulator available at www.ee.iitb.ac.in/~sequel.

IV Year – I SEMESTER

T	P	C
0	3	2

POWER SYSTEMS LAB**Learning Objectives:**

To impart the practical knowledge of functioning of various power system components and determination of various parameters and simulation of load flows, transient stability, LFC and Economic dispatch.

Any 10 of the Following experiments are to be conducted:

1. Sequence impedances of 3 phase Transformer.
2. Sequence impedances of 3 phase Alternator by Fault Analysis.
3. Sequence impedances of 3 phase Alternator by Direct method.
4. ABCD parameters of Transmission network.
5. Power Angle Characteristics of 3phase Alternator with infinite bus bars.
6. Dielectric strength of Transformer oil.
7. Calibration of Tong Tester.
- 8&9. Load flow studies any two methods.
10. Transient Stability Analysis
11. Load frequency control without control
12. Load frequency control with control
13. Economic load dispatch without losses
14. Economic load dispatch with losses.

Learning Outcomes:

The student is able to determine the parameters of various power system components which are frequently occur in power system studies and he can execute energy management systems functions at load dispatch centre.

IV Year – II SEMESTER

T	P	C
3+1	0	3

DIGITAL CONTROL SYSTEMS**Preamble:**

In recent years digital controllers have become popular due to their capability of accurately performing complex computations at high speeds and versatility in leading non linear control systems. In this context, this course focuses on the analysis and design of digital control systems.

Learning objectives:

- To understand the concepts of digital control systems and assemble various components associated with it. Advantages compared to the analog type.
- The theory of z-transformations and application for the mathematical analysis of digital control systems.
- To represent the discrete-time systems in state-space model and evaluation of state transition matrix.
- To examine the stability of the system using different tests.
- To study the conventional method of analyzing digital control systems in the w-plane.
- To study the design of state feedback control by “the pole placement method.”

UNIT – I:**Introduction and signal processing**

Introduction to analog and digital control systems – Advantages of digital systems – Typical examples – Signals and processing – Sample and hold devices – Sampling theorem and data reconstruction – Frequency domain characteristics of zero order hold.

UNIT-II:**Z-transformations**

Z-Transforms – Theorems – Finding inverse z-transforms – Formulation of difference equations and solving – Block diagram representation – Pulse transfer functions and finding open loop and closed loop responses.

UNIT-III:**State space analysis and the concepts of Controllability and observability**

State Space Representation of discrete time systems – State transition matrix and

methods of evaluation – Discretization of continuous – Time state equations – Concepts of controllability and observability – Tests (without proof).

UNIT – IV:

Stability analysis

Mapping between the S–Plane and the Z–Plane – Primary strips and Complementary Strips – Stability criterion – Modified routh’s stability criterion and jury’s stability test.

UNIT – V:

Design of discrete–time control systems by conventional methods

Transient and steady state specifications – Design using frequency response in the w–plane for lag and led compensators – Root locus technique in the z–plane.

UNIT – VI:

State feedback controllers:

Design of state feedback controller through pole placement – Necessary and sufficient conditions – Ackerman’s formula.

Learning outcomes:

- The students learn the advantages of discrete time control systems and the “know how” of various associated accessories.
- The learner understand z–transformations and their role in the mathematical analysis of different systems(like laplace transforms in analog systems).
- The stability criterion for digital systems and methods adopted for testing the same are explained.
- Finally, the conventional and state–space methods of design are also introduced.

Text Book:

1. Discrete–Time Control systems – K. Ogata, Pearson Education/PHI, 2nd Edition

Reference Books:

1. Digital Control Systems, Kuo, Oxford University Press, 2nd Edition, 2003.
2. Digital Control and State Variable Methods by M.Gopal, TMH

IV Year – II SEMESTER**T P C**
3+1 0 3**ELECTIVE – II****ADVANCED CONTROL SYSTEMS****Preamble:**

This subject aims to study state space, describing function, phase plane and stability analysis including controllability and observability. It also deals with modern control and optimal control systems.

Learning Objectives:

- Review of the state space representation of a control system: Formulation of different models from the signal flow graph, diagonalization.
- To introduce the concept of controllability and observability. Design by pole placement technique.
- Analysis of a nonlinear system using Describing function approach and Phase plane analysis.
- The Lyapunov's method of stability analysis of a system.
- Formulation of Euler Lagrange equation for the optimization of typical functionals and solutions.
- Formulation of linear quadratic optimal regulator (LQR) problem by parameter adjustment and solving Riccati equation.

UNIT – I:**State space analysis**

State Space Representation – Solution of state equation – State transition matrix, –Canonical forms – Controllable canonical form – Observable canonical form, Jordan Canonical Form.

UNIT – II:**Controllability, observability and design of pole placement**

Tests for controllability and observability for continuous time systems – Time varying case – Minimum energy control – Time invariant case – Principle of duality – Controllability and observability from Jordan canonical form and other canonical forms – Effect of state feedback on controllability and observability – Design of state feedback control through pole placement.

UNIT – III:**Describing function analysis**

Introduction to nonlinear systems, Types of nonlinearities, describing functions, Introduction to phase–plane analysis.

UNIT–IV:**Stability analysis**

Stability in the sense of Lyapunov – Lyapunov’s stability and Lyapunov’s instability theorems – Direct method of Lyapunov for the linear and nonlinear continuous time autonomous systems.

UNIT–V:**Calculus of variations**

Minimization of functional of single function – Constrained minimization – Minimum principle – Control variable inequality constraints – Control and state variable inequality constraints – Euler lagrangine equation.

UNIT –VI:**Optimal control**

Linear quadratic optimal regulator (LQR) problem formulation – Optimal regulator design by parameter adjustment (Lyapunov method) – Optimal regulator design by continuous time algebraic riccatti equation (CARE) - Optimal controller design using LQG framework.

Learning Outcomes:

- State space representation of control system and formulation of different state models are reviewed.
- Able to design of control system using the pole placement technique is given after introducing the concept of controllability and observability.
- Able to analyse of nonlinear system using the describing function technique and phase plane analysis.
- Able to analyse the stability analysis using lypnov method.
- Minimization of functionals using calculus of variation studied.
- Able to formulate andsolve the LQR problem and riccatti equation.

Text Books:

- Modern Control Engineering – by K. Ogata, Prentice Hall of India, 3rd edition, 1998
- Automatic Control Systems by B.C. Kuo, Prentice Hall Publication

Reference Books:

1. Modern Control System Theory – by M. Gopal, New Age International Publishers, 2nd edition, 1996
2. Control Systems Engineering by I.J. Nagarath and M.Gopal, New Age International (P) Ltd.
3. Digital Control and State Variable Methods – by M. Gopal, Tata Mc Graw– Hill Companies, 1997.
4. Systems and Control by Stainslaw H. Zak , Oxford Press, 2003.
5. Optimal control theory: an Introduction by Donald E.Kirk by Dover publications.

HIGH VOLTAGE ENGINEERING (ELECTIVE – II)

Preamble:

With the growth of power, HV power transmission has become an important subject. The performance of generating equipment requires knowledge of different phenomena occurring at higher voltage. Thus evaluations of various insulating materials are required for protection of HV equipments. Keeping this in view the course is designed to understand various phenomena related to breakdown study and withstand characteristics of insulating materials. The course also describes the generation and measurement of DC, AC and Impulse voltages as well various testing techniques.

Learning Objectives:

- To understand electric field distribution and computation in different configuration of electrode systems.
- To understand HV breakdown phenomena in gases, liquids and solids dielectric materials.
- To acquaint with the generating principle of operation and design of HVDC, AC and Impulse voltages and impulse currents.
- To understand various techniques of AC, DC and Impulse measurement of high voltages and currents.
- To understand the insulating characteristics of dielectric materials.
- To understand the various testing techniques of HV equipments.

UNIT-I:

Introduction to High Voltage Technology

Electric Field Stresses – Uniform and non-uniform field configuration of electrodes – Estimation and control of electric Stress – Numerical methods for electric field computation.

UNIT-II:

Break down phenomenon in gaseous, liquid and solid insulation

Gases as insulating media – Collision process – Ionization process – Townsend's criteria of breakdown in gases – Paschen's law – Liquid as Insulator – Pure and commercial liquids – Breakdown in pure and commercial liquid – Intrinsic breakdown – Electromechanical breakdown – Thermal breakdown – Breakdown of solid dielectrics in practice – Breakdown in composite dielectrics used in practice.

UNIT-III:**Generation of High voltages and High currents**

Generation of high DC voltages – Generation of high alternating voltages – Generation of impulse voltages – Generation of impulse currents – Tripping and control of impulse generators.

UNIT-IV:**Measurement of high voltages and High currents**

Measurement of high AC, DC and Impulse voltages – Voltages and measurement of high currents – Direct, alternating and Impulse.

UNIT-V:**Non-destructive testing of material and electrical apparatus**

Measurement of DC resistivity – Measurement of dielectric constant and loss factor – Partial discharge measurements.

UNIT-VI:**High voltage testing of electrical apparatus**

Testing of insulators and bushings – Testing of isolators and circuit breakers – Testing of cables – Testing of transformers – Testing of surge arresters – Radio interference measurements.

Learning Outcomes:

- To be acquainted with the performance of high voltages with regard to different configurations of electrode systems.
- To be able to understand theory of breakdown and withstand phenomena of all types of dielectric materials.
- To acquaint with the techniques of generation of AC,DC and Impulse voltages.
- To be able to apply knowledge for measurement of high voltage and high current AC,DC and Impulse.
- To be in a position to measure dielectric property of material used for HV equipment.
- To know the techniques of testing various equipment's used in HV engineering.

Text Books:

1. High Voltage Engineering by M.S.Naidu and V. Kamaraju – TMH Publications, 3rd Edition.

2. High Voltage Engineering : Fundamentals by E.Kuffel, W.S. Zaengl, J. Kuffel by Elsevier, 2nd Edition.
3. High Voltage Engineering and Technology by Ryan, IET Publishers.

Reference Books:

1. High Voltage Engineering by C.L.Wadhwa, New Age Internationals (P) Limited, 1997.
2. High Voltage Insulation Engineering by Ravindra Arora, Wolfgang Mosch, New Age International (P) Limited, 1995.

SPECIAL ELECTRICAL MACHINES

(Elective – II)

Preamble:

This is an advanced course on electrical machines. Students will be exposed to various special machines which are gaining importance in industry. This course covers topics related to principles, performance and applications of these special machines including switched reluctance motors, stepper motors, permanent magnet dc motors, linear motors and electric motors for traction drives.

Learning Objective:

- To explain theory of operation and control of switched reluctance motor.
- To explain the performance and control of stepper motors, and their applications.
- To describe the operation and characteristics of permanent magnet dc motor.
- To distinguish between brush dc motor and brush less dc motor.
- To explain the theory of travelling magnetic field and applications of linear motors.
- To understand the significance of electrical motors for traction drives.

UNIT I:

Switched Reluctance Motor

Principle of operation – Design of stator and rotor pole arc – Power converter for switched reluctance motor – Control of switched reluctance motor.

UNIT II:

Stepper Motors

Construction – Principle of operation – Theory of torque production – Hybrid stepping motor – Variable reluctance stepping motor – Open loop and closed loop control.

UNIT III:

Permanent Magnet DC Motors

Construction – Principle of working – Torque equation and equivalent circuits – Performance characteristics – Moving coil motors.

UNIT IV:**Permanent Magnet Brushless DC Motor**

Construction – Principle of operation – Theory of brushless DC motor as variable speed synchronous motor – Sensor less and sensor based control of BLDC motors.

UNIT V:**Linear motors**

Linear induction motor: Construction– principle of operation– applications.
Linear synchronous motor: Construction – principle of operation– applications.

UNIT VI:**Electric Motors for traction drives**

AC motors– DC motors –Single sided linear induction motor for traction drives – Comparison of AC and DC traction.

Learning Outcomes:

The student should be able to

- Explain theory of operation and control of switched reluctance motor.
- Explain the performance and control of stepper motors, and their applications.
- Describe the operation and characteristics of permanent magnet dc motor.
- Distinguish between brush dc motor and brush less dc motor.
- Explain the theory of travelling magnetic field and applications of linear motors.
- Understand the significance of electrical motors for traction drives.

Text Books:

1. Special electrical Machines, K.Venkata Ratnam, University press, 2009, New Delhi.
2. Brushless Permanent magnet and reluctance motor drives, Clarendon press, T.J.E. Miller, 1989, Oxford.
3. Special electrical machines, E.G. Janardhanan, PHI learning private limited, 2014.

IV Year – II SEMESTER**T P C**
3+1 0 3**ELECTIVE – III****ELECTRIC POWER QUALITY****Preamble:**

Power quality is a major problem for utilities and customers. Customers using sensitive critical loads need quality power for proper operation of the electrical equipment. It is important for the student to learn the power quality issues and improvement measures provided by the utility companies. This course covers the topics on voltage and current imperfections, harmonics, voltage regulation, power factor improvement, distributed generation, power quality monitoring and measurement equipment.

Learning Objectives:

- To learn different types of power quality phenomena.
- To identify sources for voltage sag, voltage swell, interruptions, transients, long duration over voltages and harmonics in a power system.
- To describe power quality terms and study power quality standards.
- To learn the principle of voltage regulation and power factor improvement methods.
- To explain the relationship between distributed generation and power quality.
- To understand the power quality monitoring concepts and the usage of measuring instruments.

UNIT-I:**Introduction**

Overview of power quality – Concern about the power quality – General classes of power quality and voltage quality problems – Transients – Long-duration voltage variations – Short-duration voltage variations – Voltage unbalance – Waveform distortion – Voltage fluctuation – Power frequency variations.

UNIT-II:**Voltage imperfections in power systems**

Power quality terms – Voltage sags – Voltage swells and interruptions –

Sources of voltage sag, swell and interruptions – Nonlinear loads – IEEE and IEC standards. Source of transient over voltages – Principles of over voltage protection – Devices for over voltage protection – Utility capacitor switching transients.

UNIT-III

Voltage Regulation and power factor improvement:

Principles of regulating the voltage – Device for voltage regulation – Utility voltage regulator application – Capacitor for voltage regulation – End-user capacitor application – Regulating utility voltage with distributed resources – Flicker – Power factor penalty – Static VAR compensations for power factor improvement.

UNIT- IV

Harmonic distortion and solutions

Voltage distortion vs. Current distortion – Harmonics vs. Transients – Harmonic indices – Sources of harmonics – Effect of harmonic distortion – Impact of capacitors, transformers, motors and meters – Point of common coupling – Passive and active filtering – Numerical problems.

UNIT-V

Distributed Generation and Power Quality

Resurgence of distributed generation – DG technologies – Interface to the utility system – Power quality issues and operating conflicts – DG on low voltage distribution networks.

UNIT-VI

Monitoring and Instrumentation

Power quality monitoring and considerations – Historical perspective of PQ measuring instruments – PQ measurement equipment – Assessment of PQ measuring data – Application of intelligent systems – PQ monitoring standards.

Learning Outcomes:

At the end of this course the student should be able to

- Differentiate between different types of power quality problems.
- Explain the sources of voltage sag, voltage swell, interruptions, transients, long duration over voltages and harmonics in a power system.
- Analyze power quality terms and power quality standards.

- Explain the principle of voltage regulation and power factor improvement methods.
- Demonstrate the relationship between distributed generation and power quality.
- Explain the power quality monitoring concepts and the usage of measuring instruments.

Textbooks:

1. Electrical Power Systems Quality, Dugan R C, McGranaghan M F, Santoso S, and Beaty H W, Second Edition, McGraw–Hill, 2012, 3rd edition.
2. Electric power quality problems –M.H.J. Bollen IEEE series-Wiley india publications, 2011.
3. Power Quality Primer, Kennedy B W, First Edition, McGraw–Hill, 2000.

Reference Books:

1. Understanding Power Quality Problems: Voltage Sags and Interruptions, Bollen M HJ, First Edition, IEEE Press; 2000.
2. Power System Harmonics, Arrillaga J and Watson N R, Second Edition, John Wiley & Sons, 2003.
3. Electric Power Quality control Techniques, W. E. Kazibwe and M. H. Sendaula, Van Nostrad Reinhold, New York.
4. Power Quality c.shankaran, CRC Press, 2001
5. Harmonics and Power Systems –Franciso C.DE LA Rosa–CRC Press (Taylor & Francis).
6. Power Quality in Power systems and Electrical Machines–EwaldF. fuchs, Mohammad A.S. Masoum–Elsevier.

DIGITAL SIGNAL PROCESSING

(Elective – III)

Preamble:

Signals analysis is very important in daily life. Hence it is required to study the different signals (continuous and discrete) and their properties. The behavior of the signals in time and frequency domain are important in analyzing the response of the network. The tools like FFT, DFT, Z-transforms may be used in the analysis of the signals. Filters must be required to eliminate the unwanted signals. Hence digital filter design also required to be studied. Sampling of signals are required to convert continuous to discrete signals. To have knowledge on the implementation signals, DSP processors must be studied.

Learning Objectives:

- To study different types of signals and properties of systems.
- To study the application of Fourier transform to discrete time systems.
- To study the FFT and inverse FFT and its applications to discrete sequences.
- To study the realization of digital filters and their design.
- To study the multi-rate signal processing.
- To study the architecture of digital signal processors.

UNIT-I:

Introduction

Introduction to Digital Signal Processing: Discrete time signals & sequences – Linear shift invariant systems – Stability and causality – Linear constant coefficient difference equations.

UNIT-II:

Discrete Fourier Series

Properties of discrete Fourier series, DFS representation of periodic sequences, Discrete Fourier transforms: Properties of DFT, linear convolution of sequences using DFT, Computation of DFT. Relation between Z-transform and DFS.

UNIT-III:

Fast Fourier Transforms

Frequency domain representation of discrete time signals and systems – Fast

Fourier transforms (FFT) – Radix-2 decimation in time and decimation in frequency FFT Algorithms – Inverse FFT – and FFT for composite N.

UNIT-IV:

Realization of Digital Filters

Solution of difference equations of digital filters – Block diagram representation of linear constant – Coefficient difference equations – Basic structures of IIR systems – Transposed forms – Basic structures of FIR systems – System function.

IIR Digital Filters

Analog filter approximations – Butter worth and Chebyshev – Design of IIR Digital filters from analog filters – Design Examples: Analog-Digital transformations.

FIR Digital Filters

Characteristics of FIR Digital Filters – Frequency response – Design of FIR Digital Filters using Window Techniques – Frequency Sampling technique – Comparison of IIR & FIR filters.

UNIT-V:

Multirate Digital Signal Processing:

Decimation – Interpolation – Down sampling – Up sampling rate – Conversion – Implementation of sampling rate conversion.

UNIT-VI:

Introduction to Digital Signal Processors(DSP):

Introduction to programmable DSPs: Multiplier and Multiplier Accumulator (MAC) – Modified bus structures and memory access schemes in DSPs – Multiple access memory – Multiport memory – VLSI architecture – Pipelining – Special addressing modes – On-chip peripherals – Architecture of TMS 320C5X – Introduction – Bus structure – Central arithmetic logic unit – Auxiliary registrar – Index registrar – Auxiliary register compare register – Block move address register – Parallel logic unit – Memory mapped registers – Program controller – Some flags in the status registers – On-chip registers, On-chip peripherals.

Learning outcomes:

- Able to study different types of signals and properties of systems.
- Able to apply of Fourier transform to discrete time systems.
- Able to apply the FFT and inverse FFT to discrete sequences.

- Able to realize and design digital filters.
- Able to understand the multi-rate signal processing.
- Able to understand architecture of digital signal processors.

Text Books:

1. Digital Signal Processing – Alan V. Oppenheim, Ronald W. Schafer, PHI Ed., 2006
2. Digital Signal Processing, Principles, Algorithms, and Applications: John G. Proakis, Dimitris G. Manolakis, Pearson Education / PHI, 2007

Reference Books:

1. Digital Signal Processing: Andreas Antoniou, TATA McGraw Hill , 2006
2. Digital Signal Processing: MH Hayes, Schaum's Outlines, TATA Mc-Graw Hill, 2007.
3. DSP Primer – C. Britton Rorabaugh, Tata Mc Graw Hill, 2005.
4. Fundamentals of Digital Signal Processing using Matlab – Robert J. Schilling, Sandra L. Harris, Thomson, 2007.
5. Digital Signal Processors – Architecture, Programming and Applications, B.Venkataramani, M.Bhaskar, TATA McGraw Hill, 2002.

FLEXIBLE ALTERNATING CURRENT TRANSMISSION SYSTEMS (FACTS)

(Elective – III)

Preamble:

Flexible Alternating Current Transmission System controllers have become a part of modern power system. It is important for the student to understand the principle of operation of series and shunt compensators by using power electronics. As the heart of many power electronic controllers is a voltage source converter (VSC), the student should be acquainted with the operation and control of VSC. Two modern power electronic controllers are also introduced.

Learning Objectives:

- To learn the basics of power flow control in transmission lines by using FACTS controllers
- To explain the operation and control of voltage source converter.
- To discuss compensation methods to improve stability and reduce power oscillations in the transmission lines.
- To learn the method of shunt compensation by using static VAR compensators.
- To learn the methods of compensation by using series compensators
- To explain the operation of two modern power electronic controllers (Unified Power Quality Conditioner and Interline Power Flow Controller).

UNIT-I:

Introduction to FACTS

Power flow in an AC System – Loading capability limits – Dynamic stability considerations – Importance of controllable parameters – Basic types of FACTS controllers – Benefits from FACTS controllers – Requirements and characteristics of high power devices – Voltage and current rating – Losses and speed of switching – Parameter trade-off devices.

UNIT-II:

Voltage source and Current source converters

Concept of voltage source converter(VSC) – Single phase bridge converter – Square-wave voltage harmonics for a single-phase bridge converter – Three-phase full wave bridge converter – Three-phase current source

converter – Comparison of current source converter with voltage source converter.

UNIT-III:

Shunt Compensators-1

Objectives of shunt compensation – Mid-point voltage regulation for line segmentation – End of line voltage support to prevent voltage instability – Improvement of transient stability – Power oscillation damping.

Methods of controllable VAR generation

Variable impedance type static VAR generators – Thyristor Controlled Reactor (TCR) and Thyristor Switched Reactor (TSR).

UNIT-IV:

Shunt Compensators-2

Thyristor Switched Capacitor(TSC)– Thyristor Switched Capacitor – Thyristor Switched Reactor (TSC–TCR). Static VAR compensator(SVC) and Static Compensator(STATCOM): The regulation and slope transfer function and dynamic performance – Transient stability enhancement and power oscillation damping– Operating point control and summary of compensation control.

UNIT V:

Series Compensators

Static series compensators: Concept of series capacitive compensation – Improvement of transient stability – Power oscillation damping – Functional requirements. GTO thyristor controlled Series Capacitor (GSC) – Thyristor Switched Series Capacitor (TSSC) and Thyristor Controlled Series Capacitor (TCSC).

UNIT-VI:

Combined Controllers

Schematic and basic operating principles of unified power flow controller(UPFC) and Interline power flow controller(IPFC) – Application of these controllers on transmission lines.

Learning Outcomes:

The student should be able to

- Determine power flow control in transmission lines by using FACTS controllers.
- Explain operation and control of voltage source converter.

- Discuss compensation methods to improve stability and reduce power oscillations in the transmission lines.
- Explain the method of shunt compensation by using static VAR compensators.
- Appreciate the methods of compensations by using series compensators.
- Explain the operation of modern power electronic controllers (Unified Power Quality Conditioner and Interline Power Flow Controller).

Text Books:

1. “Understanding FACTS” N.G.Hingorani and L.Guygi, IEEE Press. Indian Edition is available:—Standard Publications, 2001.
2. “Flexible ac transmission system (FACTS)” Edited by Yong Hue Song and Allan T Johns, Institution of Electrical Engineers, London.
3. Thyristor-based FACTS Controllers for Electrical Transmission Systems, by R.Mohan Mathur and Rajiv K.Varma, Wiley.

IV Year – II SEMESTER

T	P	C
3+1	0	3

ELECTIVE – IV**OOPS THROUGH JAVA****Preamble:**

This course teaches students how to develop Java applications. Topics covered include the Java programming language syntax, OO programming using Java, exception handling, file input/output, threads, collection classes, and networking.

Learning Objectives:

- Focus on object oriented concepts and java program structure and its installation.
- Comprehension of java programming constructs, control structures in Java.
- Implementing Object oriented constructs such as various class hierarchies, interfaces and exception handling.
- Understanding of Thread concepts and I/O in Java.
- Being able to build dynamic user interfaces using applets and Event handling in java.
- Understanding of various components of Java AWT and Swing and writing code snippets using them.

UNIT I:**Introduction to OOP**

Introduction, Need of Object Oriented Programming, Principles of Object Oriented Languages, Procedural languages Vs OOP, Applications of OOP, History of JAVA, Java Virtual Machine, Java Features, Program structures, Installation of JDK1.6

UNIT II:**Programming Constructs**

Variables, Primitive Datatypes, Identifiers- Naming Conventions, Keywords, Literals, Operators-Binary, Unary and ternary, Expressions, Precedence rules

and Associativity, Primitive Type Conversion and Casting, Flow of control- Branching, Conditional, loops.

Classes and Objects- classes, Objects, Creating Objects, Methods, constructors-Constructor overloading, cleaning up unused objects-Garbage collector, Class variable and Methods-Static keyword, this keyword, Arrays, Command line arguments.

UNIT III:

Inheritance: Types of Inheritance, Deriving classes using extends keyword, Method overloading, super keyword, final keyword, Abstract class.

Interfaces, Packages and Enumeration: Interface-Extending interface, Interface Vs Abstract classes, Packages-Creating packages, using Packages, Access protection, java. lang package.

Exceptions & Assertions - Introduction, Exception handling techniques- try... catch, throw, throws, finally block, user defined exception, Exception Encapsulation and Enrichment, Assertions.

UNIT IV:

MultiThreading : java.lang.Thread, The main Thread, Creation of new threads, Thread priority, Multithreading- Using isAlive () and join (), Synchronization, suspending and Resuming threads, Communication between Threads

Input/Output: reading and writing data, java.io package

UNIT V:

Applets- Applet class, Applet structure, An Example Applet Program, Applet Life Cycle, paint (), update () and repaint ()

Event Handling -Introduction, Event Delegation Model, java.awt.event Description, Sources of Events, Event Listeners, Adapter classes, Inner classes.

UNIT VI:

Abstract Window Toolkit

Why AWT?, java.awt package, Components and Containers, Button, Label, Checkbox, Radio buttons, List boxes, Choice boxes, Text field and Text area, container classes, Layouts, Menu, Scroll bar

Swing:

Introduction, JFrame, JApplet, JPanel, Components in swings, Layout Managers, JList and JScroll Pane, Split Pane, JTabbedPane, Dialog Box Pluggable Look and Feel.

Learning Outcomes:

- Understand the format and use of objects.
- Understand basic input/output methods and their use.
- Understand object inheritance and its use.
- Understand development of JAVA applets vs. JAVA applications.
- Understand the use of various system libraries.

Text Books:

1. The Complete Reference Java, 8ed, Herbert Schildt, TMH
2. Programming in JAVA, Sachin Malhotra, Saurabh choudhary, Oxford.
3. JAVA for Beginners, 4e, Joyce Farrell, Ankit R. Bhavsar, Cengage Learning.
4. Object oriented programming with JAVA, Essentials and Applications, Raj Kumar Bhuyya, Selvi, Chu TMH.
5. Introduction to Java rogramming, 7th ed, Y Daniel Liang, Pearson.

Reference Books:

1. JAVA Programming, K. Rajkumar. Pearson.
2. Core JAVA, Black Book, Nageswara Rao, Wiley, Dream Tech
3. Core JAVA for Beginners, Rashmi Kanta Das, Vikas.
4. Object Oriented Programming through JAVA , P Radha Krishna, University Press.

UNIX AND SHELL PROGRAMMING

(Elective – IV)

Learning Objectives:

- to provide a comprehensive introduction to Shell Programming.
- have the fundamental skills required to write simple and complex Shell scripts to automate jobs and processes in the Unix environment.

UNIT I:

Introduction to Unix:- Architecture of Unix, Features of Unix, Unix Commands – PATH, man, echo, printf, script, passwd, uname, who, date, stty, pwd, cd, mkdir, rmdir, ls, cp, mv, rm, cat, more, wc, lp, od, tar, gzip.

UNIT II :

Unix Utilities:- Introduction to unix file system, vi editor, file handling utilities, security by file permissions, process utilities, disk utilities, networking commands, unlink, du, df, mount, umount, find, unmask, ulimit, ps, w, finger, arp, ftp, telnet, rlogin. Text processing utilities and backup utilities, detailed commands to be covered are tail, head, sort, nl, uniq, grep, egrep, fgrep, cut, paste, join, tee, pg, comm, cmp, diff, tr, awk, cpio.

UNIT III :

File Management : File Structures, System Calls for File Management – create, open, close, read, write, lseek, link, symlink, unlink, stat, fstat, lstat, chmod, chown, Directory API – opendir, readdir, closedir, mkdir, rmdir, umask.

Introduction to Shells : Unix Session, Standard Streams, Redirection, Pipes, Tee Command, Command Execution, Command- Line Editing, Quotes, Command Substitution, Job Control, Aliases, Variables, Predefined Variables, Options, Shell/Environment Customization.

Filters : Filters and Pipes, Concatenating files, Display Beginning and End of files, Cut and Paste, Sorting, Translating Characters, Files with Duplicate Lines, Count characters, Words or Lines, Comparing Files.

UNIT IV :

Grep : Operation, grep Family, Searching for File Content.

Sed : Scripts, Operation, Addresses, commands, Applications, grep and sed.

awk: Execution, Fields and Records, Scripts, Operations, Patterns, Actions, Associative Arrays, String.

Functions, String Functions, Mathematical Functions, User – Defined Functions, Using System commands, in awk, Applications, awk and grep, sed and awk.

UNIT V :

Interactive Korn Shell : Korn Shell Features, Two Special Files, Variables, Output, Input, Exit Status of a Command, eval Command, Environmental Variables, Options, Startup Scripts, Command History, Command Execution Process.

Korn Shell Programming : Basic Script concepts, Expressions, Decisions: Making Selections, Repetition, special Parameters and Variables, changing Positional Parameters, Argument Validation, Debugging Scripts, Script Examples.

UNIT VI :

Interactive C Shell : C shell features, Two Special Files, Variables, Output, Input, Exit Status of a Command, eval Command, Environmental Variables, On-Off Variables, Startup and Shutdown Scripts, Command History, Command Execution Scripts.

C Shell Programming : Basic Script concepts, Expressions, Decisions: Making Selections, Repetition, special Parameters and Variables, changing Positional Parameters, Argument Validation, Debugging Scripts, Script Examples.

Learning Outcomes:

Upon completing this course students will have skills in:

1. Use UNIX shells and commands to create powerful data processing applications.
2. Build UNIX applications using the shell command interpreter and UNIX commands.
3. Use UNIX at the command line to manage data, files, and programs.
4. Use UNIX editors and tools to create and modify data files and documents.

Text Books :

1. Unix and shell Programming Behrouz A. Forouzan, Richard F. Gilberg, Thomson.

-
2. Your Unix the ultimate guide, Sumitabha Das, TMH. 2nd Edition. 2007-2008 Page 34 of 95.

References Books:

1. Unix for programmers and users, 3rd edition, Graham Glass, King Ables, Pearson Education.
2. Unix programming environment, Kernighan and Pike, PHI. / Pearson Education.
3. The Complete Reference Unix, Rosen, Host, Klee, Farber, Rosinski, Second Edition, TMH.

AI TECHNIQUES

(Elective IV)

Preamble:

The aim of this course is to study the AI techniques such as neural networks and fuzzy systems. The course focuses on the application of AI techniques to electrical engineering.

Learning Objectives:

- To study various methods of AI
- To study the models and architecture of artificial neural networks.
- To study the ANN paradigms.
- To study the fuzzy sets and operations.
- To study the fuzzy logic systems.
- To study the applications of AI.

UNIT-I:

Introduction to AI techniques

Introduction to artificial intelligence systems– Humans and Computers – Knowledge representation – Learning process – Learning tasks – Methods of AI techniques.

UNIT-II:

Neural Networks

Organization of the Brain – Biological Neuron – Biological and Artificial neuron Models, MC Culloch-pitts neuron model, Activation functions, Learning rules, neural network architectures- Single-layer feed-forward networks: – Perceptron, Learning algorithm for perceptron- limitations of Perceptron model

UNIT-III:

ANN paradigm

Multi-layer feed-forward network (based on Back propagation algorithm)– Radial-basis function networks- Recurrent networks (Hopfield networks).

UNIT – IV:

Classical and Fuzzy Sets

Introduction to classical sets – properties – Operations and relations – Fuzzy sets – Membership – Uncertainty – Operations – Properties – Fuzzy relations – Cardinalities – Membership functions.

UNIT-V:**Fuzzy Logic System Components**

Fuzzification – Membership value assignmen – Development of rule base and decision making system – Defuzzification to crisp sets – Defuzzification methods – Basic hybrid system.

UNIT-VI:**Application of AI techniques**

Load forecasting – Load flow studies – Economic load dispatch – Load frequency control – Reactive power control – Speed control of dc and ac motors.

Text Books:

1. Neural Networks, Fuzzy logic, Genetic algorithms: synthesis and applications by S.Rajasekaran and G.A. Vijayalakshmi Pai – PHI Publication.
2. Fuzzy logic with fuzzy applications- by T.J. Ross, TMH.

Reference Books:

1. Introduction to Artificial Neural Systems – Jacek M. Zurada, Jaico Publishing House, 1997.
2. Fundamentals of Neural Networks Architectures, Algorithms and Applications - by laurene Fausett, Pearson.
3. Neural Networks, Algorithms, Applications and programming Techniques by James A. Freeman, David M. Skapura.
4. Introduction to Neural Networks using MATLAB 6.0 by S N Sivanandam, S Sumathi, S N Deepa TMGH

POWER SYSTEM REFORMS

(Elective IV)

Preamble:

This course introduces the concepts and issues of power system reforms and aims at computation of Available Transfer Capability (ATC), Congestion Management, Electricity Pricing, Ancillary services Management and Power system operation in competitive environment.

Learning Objectives:

- To study fundamentals of power system deregulation and restructuring.
- To study available transfer capability.
- To study congestion management
- To study various electricity pricing.
- To study operation of power system in deregulated environment.
- To study importance of Ancillary services management.

UNIT-I

Over view of key issues in electric utilities

Introduction – Restructuring models – Independent system operator (ISO) – Power Exchange – Market operations – Market Power – Standard cost – Transmission Pricing – Congestion Pricing – Management of Inter zonal/Intra zonal Congestion.

UNIT-II

OASIS: Open Access Same-Time Information System

Structure of OASIS – Processing of Information – Transfer capability on OASIS – Definitions Transfer Capability Issues – ATC – TTC – TRM – CBM calculations – Methodologies to calculate ATC.

UNIT-III

Congestion Management

Introduction to congestion management – Methods to relieve congestion

UNIT-IV

Electricity Pricing:

Introduction – Electricity price volatility electricity price indexes –

Challenges to electricity pricing – Construction of forward price curves – Short-time price forecasting.

UNIT-V

Power system operation in competitive environment:

Introduction – Operational planning activities of ISO – The ISO in pool markets – The ISO in bilateral markets – Operational planning activities of a Genco.

UNIT-VI

Ancillary Services Management:

Introduction – Reactive power as an ancillary service – A review – Synchronous generators as ancillary service providers.

Learning Outcomes:

- Will understand importance of power system deregulation and restructuring.
- Able to compute ATC.
- Will understand transmission congestion management.
- Able to compute electricity pricing in deregulated environment.
- Will be able to understand power system operation in deregulated environment.
- Will understand importance of ancillary services.

Text Books:

1. Kankar Bhattacharya, Math H.J. Boller, Jaap E.Daalder, ‘Operation of Restructured Power System’ Klumer Academic Publisher – 2001
2. Mohammad Shahidehpour, and Muwaffaq Alomoush, – “Restructured electrical Power systems” Marcel Dekker, Inc. 2001
3. Loi Lei Lai; “Power system Restructuring and Deregulation”, Jhon Wiley & Sons Ltd., England.
4. Electrical Power Distribution Case studies from Distribution reform, upgrades and Management (DRUM) Program, by USAID/India, TMH.

SYSTEMS ENGINEERING

(Elective IV)

Preamble:

This course is intended to introduce the student to the systems engineering process used to create multidisciplinary solutions to complex problems which have multiple, often conflicting objectives. The course will provide an overview of systems engineering in the context of large developmental programs. By focusing on the objectives, principles and practices of systems engineering, the course will enable the student to better understand the functions, capabilities and limitations of systems engineering.

Learning Objectives:

- To understand the foundations of systems Engineering.
- To understand the process of engineering systems systematically
- To understand how to deploy (put to use) the systems engineered.
- To understand the supporting systems during systems life cycle.
- To understand the application of systems engineering in product and service space.
- To understand systems engineering in perspective of related disciplines project management and software engineering.

UNIT-I:

Introduction to Systems: Systems Fundamentals – Systems Science – Systems Thinking – Modeling Systems.

UNIT –II:

Systems Engineering and Management: System life cycle models – System vision and mission – Stakeholder needs and requirements – System requirements – Logical architecture design – Physical architecture design – System analysis – System realization – System implementation – System integration – System verification – System validation.

UNIT – III:

System deployment and use – System deployment – Operation of the system – System maintenance – Logistics.

UNIT – IV:

Systems engineering management – Planning – Assessment and Control –

Risk Management – Measurement – Decision Management – Configuration Management – Information Management – Quality Management.

UNIT – V:

Applications of systems engineering – Product systems engineering – Services Systems engineering – Enterprise systems engineering

UNIT – VI:

Enabling systems engineering – People: Enabling teams and individuals – Software engineering, Project management – Case studies.

Learning Outcomes:

- To be able to appreciate and evaluate systems in general and apply to specific systems.
- Should engineer successful systems fit for intended purpose. Right from concept to development.
- Should be able to successfully deploy the new systems developed.
- Should be able to leverage the support systems for success of systems from womb to tomb.
- Should be able to apply systems engineering in engineering product and services.
- Should be able to relate systems engineering with project management and software engineering.

Text books:

1. SEBOK Guide to the Systems Engineering Body of Knowledge (SEBoK), version 1.2 – INCOSE www.sebowiki.org/wiki/incose systems engineering Hand Book.

Reference Books:

1. Systems engineering principles and practice second edition John wiley Alexander Kossiakoff etal.
2. Systems engineering with Economics, Probability and Statistics Khisty C.Jotin. 2nd edition, 2nd edition J Ross publications.

IV Year – II SEMESTER

T	P	C
0	0	9

Project
